STORYLAND CLASSICS

FREE PRINTABLE ACTIVITY PACK

Wee Willie Winkie

A nursery rhyme by William Miller



For ages 4–8 ✦ Pre-K through 2nd grade

INSIDE THIS PACK

The Rhyme & Talk About It 2

Coloring Page 3

Cut & Paste Craft 4

Craft Background 5

Put the Rhyme in Order 6

Rhyme Time 7

Count the Words 8

Pencil Warm-Ups 9

Trace & Write 10

Word Search 11

Answer Key 12

© 2026 Storyland Classics ✦ storylandclassics.com ✦ Free to print for your own classroom or family

✦ THE RHYME ✦

Wee Willie Winkie

A Scottish bedtime rhyme by William Miller (1841), about the little boy who checks that everyone is in bed



Wee Willie Winkie runs through the town,
Upstairs and downstairs in his nightgown,
Rapping at the window, crying through the lock,
"Are the children all in bed? For now it's eight o'clock!"

Listen along. Scan to watch the Storyland Classics read-aloud, or visit *storylandclassics.com/willie*. Say the rhyme together until children can join in on every line.

TALK ABOUT IT

1. Where does Wee Willie Winkie run?
2. What is he wearing? What does he carry to light the way?
3. Why does he tap on the windows?
4. What time is bedtime in the rhyme? What time is your bedtime?

ACT IT OUT

Turn the lights low. One child is Willie with a pretend lantern, tiptoeing "upstairs and downstairs" around the room and tapping gently on the "windows." Everyone else curls up and pretends to sleep!

> **Rhyme tip:** Whisper the last line, then show 8 o'clock on a toy clock. It makes a lovely wind-down before rest time.

© 2026 Storyland Classics ✦ storylandclassics.com ✦ Free to print for your own classroom or family

✦ COLOR IT ✦

Willie and His Lantern

Color Willie in his nightcap and nightgown, his lantern, the little house, the moon and stars.



© 2026 Storyland Classics ✦ storylandclassics.com ✦ Free to print for your own classroom or family

✦ CUT & PASTE CRAFT ✦

Through the Town

Color the pieces and cut them out. Then paste them in the town on the next page.



Willie



Lantern



House



Moon



Star



Star

© 2026 Storyland Classics ✦ storylandclassics.com ✦ Free to print for your own classroom or family

✦ CUT & PASTE CRAFT ✦

Bedtime in the Town

*Paste the house on the **left** side of the street. Put Willie **on** the cobblestone path and give him his lantern. Paste the moon and stars **high above** the rooftops.*



© 2026 Storyland Classics ✦ storylandclassics.com ✦ Free to print for your own classroom or family

✦ READING FUN ✦

Put the Rhyme in Order

Cut out the four lines. Say the rhyme, then paste each line in the right box.

1

2

3

4

✂ - - - - - - - - - - - - - - - - - cut on the dotted lines - - - - - - - - - - - - - - - - -



Rapping at the window, crying through the lock,



Wee Willie Winkie runs through the town,



“Are the children all in bed? For now it’s eight o’clock!”



Upstairs and downstairs in his nightgown,

Need a hint? The picture on each strip matches that line.

© 2026 Storyland Classics ✦ storylandclassics.com ✦ Free to print for your own classroom or family

✦ RHYME TIME ✦

Words That Rhyme

Rhyming words sound the same at the end, like town and nightgown, or lock and o'clock.

1. These words are from the rhyme. Draw a line from each word to the picture that rhymes with it. *(Grown-ups: read the words aloud.)*

town	 sock
lock	 sled
bed	 crown
clock	 rock

2. Circle the words that rhyme with *town*.

down bed gown lock crown brown

3. Finish the rhyme. Write a word from the box on each line.

town nightgown lock o'clock

Wee Willie Winkie runs through the _____ ,

Upstairs and downstairs in his _____ ,

Rapping at the window, crying through the _____ ,

"For now it's eight _____ !"

© 2026 Storyland Classics ✦ storylandclassics.com ✦ Free to print for your own classroom or family

✦ LISTEN & COUNT ✦

Count the Words

Words are the pieces of what we say. How many words can you hear?

Say each one out loud. Clap once for every word. Color one box for each clap, then write how many words you heard.

Willie runs through the town.

☐ ☐ ☐ ☐ ☐ ☐ = ___ words

upstairs and downstairs

☐ ☐ ☐ ☐ ☐ ☐ = ___ words

in his nightgown

☐ ☐ ☐ ☐ ☐ ☐ = ___ words

Are the children in bed?

☐ ☐ ☐ ☐ ☐ ☐ = ___ words

eight o’clock

☐ ☐ ☐ ☐ ☐ ☐ = ___ words

© 2026 Storyland Classics ✦ storylandclassics.com ✦ Free to print for your own classroom or family

✦ READY TO WRITE ✦

Pencil Warm-Ups

Hold your pencil with a pinch grip: thumb and pointer finger pinch, middle finger underneath.

Start at the **green dot**. Trace each dotted line with your pencil. Go from left to right, and from top to bottom.

UPSTAIRS AND DOWNSTAIRS: UP AND DOWN

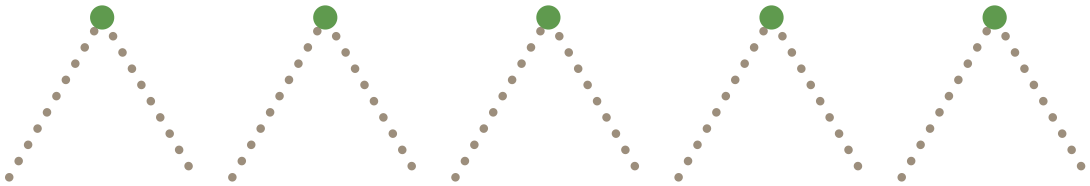

LANTERN GLOW: ROUND AND ROUND



COBBLESTONE STREET: WAVY LINES



WINDOW PANES: STRAIGHT DOWN



© 2026 Storyland Classics ✦ storylandclassics.com ✦ Free to print for your own classroom or family

✦ HANDWRITING ✦

Trace & Write

Practice writing words from the rhyme. Start at the top line and go down.

1. Trace over the gray letters. Then write the word on your own in the space beside it.

town

bed

lock

eight

2. Copy the line from the rhyme in your best handwriting.

Are the children all in bed?

© 2026 Storyland Classics ✦ storylandclassics.com ✦ Free to print for your own classroom or family

✦ PUZZLE TIME ✦

Word Search

Find the words from the rhyme. Words go across and down. Check off each word when you find it.

N	D	S	W	I	N	K	I	E	E
W	I	N	D	O	W	S	T	G	U
N	I	G	H	T	G	O	W	N	R
V	L	O	C	K	O	F	O	H	R
J	R	H	H	B	T	O	W	N	A
O	O	U	I	R	B	E	D	E	T
T	L	A	N	T	E	R	N	A	M
Y	R	M	M	C	H	N	G	U	O
D	W	E	D	E	I	G	H	T	O
Y	W	I	L	L	I	E	J	T	N

☆ ☆ ☆

☐ Willie ☐ Winkie ☐ Town ☐ Nightgown ☐ Window

☐ Lock ☐ Bed ☐ Eight ☐ Lantern ☐ Moon

© 2026 Storyland Classics ✦ storylandclassics.com ✦ Free to print for your own classroom or family

✦ FOR GROWN-UPS ✦

Answer Key

TALK ABOUT IT

1. Through the town, upstairs and downstairs.
2. A nightgown and nightcap. A lantern.
3. To check that the children are in bed.
4. Eight o'clock. Answers will vary.

PUT THE RHYME IN ORDER

1. Wee Willie Winkie runs through the town,
2. Upstairs and downstairs in his nightgown,
3. Rapping at the window, crying through the lock,
4. "Are the children all in bed? For now it's eight o'clock!"

RHYME TIME

1. town – crown, lock – sock, bed – sled, clock – rock
2. down, gown, crown, brown
3. town, nightgown, lock, o'clock

COUNT THE WORDS

Willie runs through the town. = 5, upstairs and downstairs = 3, in his nightgown = 3, Are the children in bed? = 5, eight o'clock = 2

WORD SEARCH

N	D	S	W	I	N	K	I	E	E
W	I	N	D	O	W	S	T	G	U
N	I	G	H	T	G	O	W	N	R
V	L	O	C	K	O	F	O	H	R
J	R	H	H	B	T	O	W	N	A
O	O	U	I	R	B	E	D	E	T
T	L	A	N	T	E	R	N	A	M
Y	R	M	M	C	H	N	G	U	O
D	W	E	D	E	I	G	H	T	O
Y	W	I	L	L	I	E	J	T	N

BRING THE RHYME HOME

Watch the read-aloud at *storylandclassics.com/willie*, and find more nursery rhymes, stories, poems and free guides at **storylandclassics.com**.

Extend the fun: set a toy clock to 8:00 at bedtime, make a paper lantern, or take a nighttime walk and look for lit-up windows.

Love this free pack? Please subscribe to our YouTube channel **@StorylandClassics** to help us keep making them free for everyone! Scan the code or visit *storylandclassics.com/youtube*.

KINDERGARTEN SKILLS IN THIS PACK

- **Listening & rhyme:** recognize rhyming words; count the words in a phrase (CCSS RF.K.2, RF.K.2a)
- **Print concepts:** left-to-right, top-to-bottom tracking; put the rhyme's lines in order (RF.K.1a)
- **Pre-writing & handwriting:** pinch grip, lines, circles and diagonals, tracing and copying letters (L.K.1a)
- **Position words:** left, right, next to, in front of in the craft directions (L.K.1e)
- **Speaking & listening:** talk-about-it questions after the read-aloud (SL.K.2, RL.K.10)

These activities support kindergarten skills like those practiced in CKLA Kindergarten Skills Unit 1. Storyland Classics is not affiliated with Amplify or the Core Knowledge Foundation.

© 2026 Storyland Classics ✦ storylandclassics.com ✦ Free to print for your own classroom or family