STORYLAND CLASSICS

FREE PRINTABLE ACTIVITY PACK

Twinkle, Twinkle, Little Star

A nursery rhyme by Jane Taylor



For ages 4–8 ✦ Pre-K through 2nd grade

INSIDE THIS PACK

The Rhyme & Talk About It 2
Coloring Page 3
Cut & Paste Craft 4
Craft Background 5
Put the Rhyme in Order 6
Rhyme Time 7
Count the Words 8
Pencil Warm-Ups 9
Trace & Write 10
Word Search 11
Answer Key 12

© 2026 Storyland Classics ✦ storylandclassics.com ✦ Free to print for your own classroom or family

✦ THE RHYME ✦

Twinkle, Twinkle, Little Star

Written by Jane Taylor in 1806, and still the best-loved bedtime song



Twinkle, twinkle, little star,
How I wonder what you are!
Up above the world so high,
Like a diamond in the sky.

Twinkle, twinkle, little star,
How I wonder what you are!

Listen along. Scan to watch the Storyland Classics read-aloud, or visit *storylandclassics.com/twinkle*. Say the rhyme together until children can join in on every line.

TALK ABOUT IT

1. Where is the little star?
2. What does the star look like? (Like a diamond!)
3. When can we see the stars? (At night!)
4. What do you wonder about when you look at the night sky?

SING AND SIGN

Sing it slowly with hand motions: open and close your fingers to twinkle, point up high, and make a diamond shape with your thumbs and pointer fingers. Turn the lights low for the last two lines!

Rhyme tip: It's sung to the same tune as the ABC song and Baa, Baa, Black Sheep. Try singing all three!

© 2026 Storyland Classics ✦ storylandclassics.com ✦ Free to print for your own classroom or family

✦ COLOR IT ✦

Up Above the World So High

Color the night sky, the bright star, the castle, the clouds and the little cat looking up.



© 2026 Storyland Classics ✦ storylandclassics.com ✦ Free to print for your own classroom or family

✦ CUT & PASTE CRAFT ✦

My Starry Night

Color the pieces and cut them out. Then paste them on the next page.



Big star



Cat



Castle



Cloud



Cloud



Little star



Little star



Little star

© 2026 Storyland Classics ✦ storylandclassics.com ✦ Free to print for your own classroom or family

✦ CUT & PASTE CRAFT ✦

Up Above the World

*Paste the castle on the **hill** on the left and the cat **in front of** it, looking up. Put the big star **high above** the water, the little stars **around** it, and the clouds **beside** the stars.*



© 2026 Storyland Classics ✦ storylandclassics.com ✦ Free to print for your own classroom or family

✦ READING FUN ✦

Put the Rhyme in Order

Cut out the four lines. Say the rhyme, then paste each line in the right box.

1

2

3

4

✂ - - - - - - - - - - - - - - - - - cut on the dotted lines - - - - - - - - - - - - - - - - -



Up above the world so high,



Twinkle, twinkle, little star,



Like a diamond in the sky.



How I wonder what you are!

Need a hint? The picture on each strip matches that line.

© 2026 Storyland Classics ✦ storylandclassics.com ✦ Free to print for your own classroom or family

✦ RHYME TIME ✦

Words That Rhyme

Rhyming words sound the same at the end, like star and are, or high and sky.

1. These words are from the rhyme. Draw a line from each word to the picture that rhymes with it. *(Grown-ups: read the words aloud.)*

star	 fly
high	 kite
light	 car
sky	 pie

2. Circle the words that rhyme with *light*.

night star bright sun kite white

3. Finish the rhyme. Write a word from the box on each line.

star are high sky

Twinkle, twinkle, little _____ ,

How I wonder what you _____ !

Up above the world so _____ ,

Like a diamond in the _____ .

© 2026 Storyland Classics ✦ storylandclassics.com ✦ Free to print for your own classroom or family

✦ LISTEN & COUNT ✦

Count the Words

Words are the pieces of what we say. How many words can you hear?

Say each one out loud. Clap once for every word. Color one box for each clap, then write how many words you heard.

a little star



= ___ words

How I wonder!



= ___ words

up above the world



= ___ words

Like a diamond.



= ___ words

Twinkle, twinkle.



= ___ words

© 2026 Storyland Classics ✦ storylandclassics.com ✦ Free to print for your own classroom or family

✦ READY TO WRITE ✦

Pencil Warm-Ups

Hold your pencil with a pinch grip: thumb and pointer finger pinch, middle finger underneath.

Start at the **green dot**. Trace each dotted line with your pencil. Go from left to right, and from top to bottom.

STAR RAYS: STRAIGHT DOWN



TWINKLING STARS: ZIG AND ZAG



FLUFFY CLOUDS: WAVY LINES



FULL MOON: ROUND AND ROUND



© 2026 Storyland Classics ✦ storylandclassics.com ✦ Free to print for your own classroom or family

✦ HANDWRITING ✦

Trace & Write

Practice writing words from the rhyme. Start at the top line and go down.

1. Trace over the gray letters. Then write the word on your own in the space beside it.

star

sky

high

light

2. Copy the line from the rhyme in your best handwriting.

Twinkle, twinkle, little star,

© 2026 Storyland Classics ✦ storylandclassics.com ✦ Free to print for your own classroom or family

✦ PUZZLE TIME ✦

Word Search

Find the words from the rhyme. Words go across and down. Check off each word when you find it.

R	N	R	D	W	Y	I	S	N	E
S	U	N	S	O	J	R	T	I	N
S	J	F	R	N	R	J	A	G	J
K	B	C	G	D	J	O	R	H	D
Y	H	R	C	E	R	T	R	T	A
F	I	W	O	R	L	D	O	Y	I
C	G	D	I	A	M	O	N	D	C
E	H	F	O	J	R	D	G	W	S
T	W	I	N	K	L	E	C	O	Y
Y	E	A	N	L	I	G	H	T	W

☆ ☆ ☆

☐ Twinkle ☐ Star ☐ Wonder ☐ World ☐ High

☐ Diamond ☐ Sky ☐ Sun ☐ Light ☐ Night

© 2026 Storyland Classics ✦ storylandclassics.com ✦ Free to print for your own classroom or family

✦ FOR GROWN-UPS ✦

Answer Key

TALK ABOUT IT

1. Up above the world, in the sky.
2. Like a diamond.
3. At night!
4. Answers will vary.

PUT THE RHYME IN ORDER

1. Twinkle, twinkle, little star,
2. How I wonder what you are!
3. Up above the world so high,
4. Like a diamond in the sky.

RHYME TIME

1. star – car, high – pie, light – kite, sky – fly
2. night, bright, kite, white
3. star, are, high, sky

COUNT THE WORDS

a little star = 3, How I wonder! = 3, up above the world = 4, Like a diamond. = 3, Twinkle, twinkle. = 2

WORD SEARCH

R	N	R	D	W	Y	I	S	N	E
S	U	N	S	O	J	R	T	I	N
S	J	F	R	N	R	J	A	G	J
K	B	C	G	D	J	O	R	H	D
Y	H	R	C	E	R	T	R	T	A
F	I	W	O	R	L	D	O	Y	I
C	G	D	I	A	M	O	N	D	C
E	H	F	O	J	R	D	G	W	S
T	W	I	N	K	L	E	C	O	Y
Y	E	A	N	L	I	G	H	T	W

BRING THE RHYME HOME

Watch the read-aloud at *storylandclassics.com/twinkle*, and find more nursery rhymes, stories, poems and free guides at **storylandclassics.com**.

Extend the fun: go stargazing together, make a paper-plate night sky with sticker stars, or sing the song with a flashlight "star" in a dark room.

Love this free pack? Please subscribe to our YouTube channel **@StorylandClassics** to help us keep making them free for everyone! Scan the code or visit *storylandclassics.com/youtube*.

KINDERGARTEN SKILLS IN THIS PACK

- **Listening & rhyme:** recognize rhyming words; count the words in a phrase (CCSS RF.K.2, RF.K.2a)
- **Print concepts:** left-to-right, top-to-bottom tracking; put the rhyme's lines in order (RF.K.1a)
- **Pre-writing & handwriting:** pinch grip, lines, circles and diagonals, tracing and copying letters (L.K.1a)
- **Position words:** left, right, next to, in front of in the craft directions (L.K.1e)
- **Speaking & listening:** talk-about-it questions after the read-aloud (SL.K.2, RL.K.10)

These activities support kindergarten skills like those practiced in CKLA Kindergarten Skills Unit 1. This rhyme also appears in CKLA Kindergarten Domain 1: Nursery Rhymes and Fables. Storyland Classics is not affiliated with Amplify or the Core Knowledge Foundation.

© 2026 Storyland Classics ✦ storylandclassics.com ✦ Free to print for your own classroom or family