STORYLAND CLASSICS

FREE PRINTABLE ACTIVITY PACK

To Market, To Market

A traditional Mother Goose nursery rhyme



For ages 4–8 ✦ Pre-K through 2nd grade

INSIDE THIS PACK

The Rhyme & Talk About It 2
Coloring Page 3
Cut & Paste Craft 4
Craft Background 5
Put the Rhyme in Order 6
Rhyme Time 7
Count the Words 8
Pencil Warm-Ups 9
Trace & Write 10
Word Search 11
Answer Key 12

© 2026 Storyland Classics ✦ storylandclassics.com ✦ Free to print for your own classroom or family

✦ THE RHYME ✦

To Market, To Market

A bouncy Mother Goose rhyme for knee-bouncing, skipping and dancing home



To market, to market, to buy a fat pig,
Home again, home again, jiggety-jig;
To market, to market, to buy a fat hog,
Home again, home again, jiggety-jog.

Listen along. Scan to watch the Storyland Classics read-aloud, or visit *storylandclassics.com/market*. Say the rhyme together until children can join in on every line.

TALK ABOUT IT

1. Where did the boy go?
2. What did he buy the first time? What did he buy the second time?
3. A *hog* is a big pig. Which animal was bigger?
4. How do you think the boy felt on his way home? Show me a jiggety-jig!

BOUNCE IT

Little ones sit on a grown-up's knees for a gentle bounce on every "jig" and "jog." Older children can skip in a circle to market, then dance home on "jiggety-jig!"

> **Rhyme tip:** Say the first line in a walking rhythm and the second in a bouncy, happy rhythm, so children feel the change.

© 2026 Storyland Classics ✦ storylandclassics.com ✦ Free to print for your own classroom or family

✦ COLOR IT ✦

Dancing Home from Market

Color the boy, the jolly pig, the market stall with its apples and the sign that points to market.



© 2026 Storyland Classics ✦ storylandclassics.com ✦ Free to print for your own classroom or family

✦ CUT & PASTE CRAFT ✦

Off to Market

Color the pieces and cut them out. Then paste them on the market lane on the next page.



Market stall



Pig



Boy

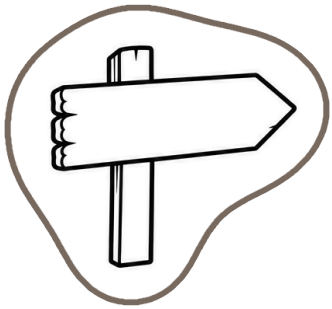

Sign



Apple



Apple



Apple



Flower

© 2026 Storyland Classics ✦ storylandclassics.com ✦ Free to print for your own classroom or family

✦ CUT & PASTE CRAFT ✦

The Market Lane

*Paste the market stall at the **top** of the lane, and the apples **on** the stall. Put the sign **next to** the lane. Make the boy and the pig dance **in front of** the house, **side by side**!*



© 2026 Storyland Classics ✦ storylandclassics.com ✦ Free to print for your own classroom or family

✦ READING FUN ✦

Put the Rhyme in Order

Cut out the four lines. Say the rhyme, then paste each line in the right box.

1

2

3

4

✂ - - - - - - - - - - - - - - - - - cut on the dotted lines - - - - - - - - - - - - - - - - -



To market, to market, to buy a fat hog,



To market, to market, to buy a fat pig,



Home again, home again, jiggety-jog.



Home again, home again, jiggety-jig;

Need a hint? The picture on each strip matches that line.

© 2026 Storyland Classics ✦ storylandclassics.com ✦ Free to print for your own classroom or family

✦ RHYME TIME ✦

Words That Rhyme

Rhyming words sound the same at the end, like pig and jig, or hog and jog.

1. These words are from the rhyme. Draw a line from each word to the picture that rhymes with it. *(Grown-ups: read the words aloud.)*

pig	 pie
hog	 wig
jog	 frog
buy	 log

2. Circle the words that rhyme with *pig*.

jig hog big dig home wig

3. Finish the rhyme. Write a word from the box on each line.

pig jig hog jog

To market, to market, to buy a fat _____ ,
Home again, home again, jiggety-_____ ;
To market, to market, to buy a fat _____ ,
Home again, home again, jiggety-_____ .

© 2026 Storyland Classics ✦ storylandclassics.com ✦ Free to print for your own classroom or family

✦ LISTEN & COUNT ✦

Count the Words

Words are the pieces of what we say. How many words can you hear?

Say each one out loud. Clap once for every word. Color one box for each clap, then write how many words you heard.

to buy a pig



= ___ words

Home again, home again!



= ___ words

a big fat hog



= ___ words

We went to market.



= ___ words

Dance a jig.



= ___ words

© 2026 Storyland Classics ✦ storylandclassics.com ✦ Free to print for your own classroom or family

✦ READY TO WRITE ✦

Pencil Warm-Ups

Hold your pencil with a pinch grip: thumb and pointer finger pinch, middle finger underneath.

Start at the **green dot**. Trace each dotted line with your pencil. Go from left to right, and from top to bottom.

MARKET STALL POSTS: STRAIGHT DOWN



APPLES: ROUND AND ROUND



JIGGETY-JIG: ZIG AND ZAG



PIG'S CURLY TAIL: WAVY LINES



© 2026 Storyland Classics ✦ storylandclassics.com ✦ Free to print for your own classroom or family

✦ HANDWRITING ✦

Trace & Write

Practice writing words from the rhyme. Start at the top line and go down.

1. Trace over the gray letters. Then write the word on your own in the space beside it.

pig

jig

hog

jog

2. Copy the line from the rhyme in your best handwriting.

Home again, home again,

© 2026 Storyland Classics ✦ storylandclassics.com ✦ Free to print for your own classroom or family

✦ PUZZLE TIME ✦

Word Search

Find the words from the rhyme. Words go across and down. Check off each word when you find it.

G	F	I	M	M	N	J	D	I	H
J	A	L	M	M	T	A	V	T	F
I	T	A	N	O	B	P	T	M	A
G	H	O	B	N	G	P	W	A	D
U	H	F	C	I	B	L	O	R	I
S	M	W	P	I	G	E	D	K	Y
B	T	J	O	G	R	M	A	E	B
G	L	J	R	S	S	H	N	T	U
H	O	M	E	F	R	U	C	M	Y
F	G	H	H	O	G	W	E	A	I

☆ ☆ ☆

☐ Market ☐ Pig ☐ Hog ☐ Home ☐ Jig

☐ Jog ☐ Buy ☐ Apple ☐ Fat ☐ Dance

© 2026 Storyland Classics ✦ storylandclassics.com ✦ Free to print for your own classroom or family

✦ FOR GROWN-UPS ✦

Answer Key

TALK ABOUT IT

1. To market.
2. A fat pig, then a fat hog.
3. The hog.
4. Happy! Answers will vary.

PUT THE RHYME IN ORDER

1. To market, to market, to buy a fat pig,
2. Home again, home again, jiggety-jig;
3. To market, to market, to buy a fat hog,
4. Home again, home again, jiggety-jog.

RHYME TIME

1. pig – wig, hog – frog, jog – log, buy – pie
2. jig, big, dig, wig
3. pig, jig, hog, jog

COUNT THE WORDS

to buy a pig = 4, Home again, home again! = 4, a big fat hog = 4, We went to market. = 4, Dance a jig. = 3

WORD SEARCH

G	F	I	M	M	N	J	D	I	H
J	A	L	M	M	T	A	V	T	F
I	T	A	N	O	B	P	T	M	A
G	H	O	B	N	G	P	W	A	D
U	H	F	C	I	B	L	O	R	I
S	M	W	P	I	G	E	D	K	Y
B	T	J	O	G	R	M	A	E	B
G	L	J	R	S	S	H	N	T	U
H	O	M	E	F	R	U	C	M	Y
F	G	H	H	O	G	W	E	A	I

BRING THE RHYME HOME

Watch the read-aloud at *storylandclassics.com/market*, and find more nursery rhymes, stories, poems and free guides at **storylandclassics.com**.

Extend the fun: play market with toy food and pennies, sort pictures of things you might buy, or march to market and jig all the way home.

Love this free pack? Please subscribe to our YouTube channel **@StorylandClassics** to help us keep making them free for everyone! Scan the code or visit *storylandclassics.com/youtube*.

KINDERGARTEN SKILLS IN THIS PACK

- **Listening & rhyme:** recognize rhyming words; count the words in a phrase (CCSS RF.K.2, RF.K.2a)
- **Print concepts:** left-to-right, top-to-bottom tracking; put the rhyme's lines in order (RF.K.1a)
- **Pre-writing & handwriting:** pinch grip, lines, circles and diagonals, tracing and copying letters (L.K.1a)
- **Position words:** left, right, next to, in front of in the craft directions (L.K.1e)
- **Speaking & listening:** talk-about-it questions after the read-aloud (SL.K.2, RL.K.10)

These activities support kindergarten skills like those practiced in CKLA Kindergarten Skills Unit 1. Storyland Classics is not affiliated with Amplify or the Core Knowledge Foundation.

© 2026 Storyland Classics ✦ storylandclassics.com ✦ Free to print for your own classroom or family