STORYLAND CLASSICS

FREE PRINTABLE ACTIVITY PACK

There Was a Crooked Man

A traditional Mother Goose nursery rhyme



For ages 4–8 ✦ Pre-K through 2nd grade

INSIDE THIS PACK

The Rhyme & Talk About It 2
Coloring Page 3
Cut & Paste Craft 4
Put the Rhyme in Order 5
Rhyme Time 6
Count the Words 7
Pencil Warm-Ups 8
Trace & Write 9
Word Search 10
Answer Key 11

© 2026 Storyland Classics ✦ storylandclassics.com ✦ Free to print for your own classroom or family

✦ THE RHYME ✦

There Was a Crooked Man

A Mother Goose rhyme collected in the 1840s, where everything is crooked



There was a crooked man, and he walked a crooked mile,
He found a crooked sixpence against a crooked stile;
He bought a crooked cat, which caught a crooked mouse,
And they all lived together in a little crooked house.

Listen along. Scan to watch the Storyland Classics read-aloud, or visit *storylandclassics.com/crooked*. Say the rhyme together until children can join in on every line.

TALK ABOUT IT

1. What did the crooked man find?
2. A *stile* is a set of steps for climbing over a fence. Can you find the stile in the pictures?
3. What did the crooked cat catch?
4. What would a little crooked house look like? What would be crooked inside it?

ACT IT OUT

Walk a crooked mile around the room: zig, zag, wiggle and wobble! Then stand up straight and tall. Which is easier?

Rhyme tip: Say it slowly so children can hear every "crooked." Let them tap their knees each time they hear the word.

© 2026 Storyland Classics ✦ storylandclassics.com ✦ Free to print for your own classroom or family

✦ COLOR IT ✦

The Little Crooked House

Color the crooked man, his cat and the tiny mouse. What color is the crooked door?



© 2026 Storyland Classics ✦ storylandclassics.com ✦ Free to print for your own classroom or family

✦ CUT & PASTE CRAFT ✦

Build the Crooked House

*Color the pieces and cut them out. Paste the crooked man on the **left** side of the house. Put the cat **in front of** the door, and the mouse **next to** the cat.*



✂ - - - - - - - - - - - - - - - cut out the pieces below - - - - - - - - - - - - - - -



Crooked man



Crooked cat



Crooked mouse

© 2026 Storyland Classics ✦ storylandclassics.com ✦ Free to print for your own classroom or family

✦ READING FUN ✦

Put the Rhyme in Order

Cut out the four lines. Say the rhyme, then paste each line in the right box.

1

2

3

4

✂ - - - - - - - - - - - - - - - - - cut on the dotted lines - - - - - - - - - - - - - - - - -



He bought a crooked cat, which caught a crooked mouse,



There was a crooked man, and he walked a crooked mile,



And they all lived together in a little crooked house.



He found a crooked sixpence against a crooked stile;

Need a hint? The picture on each strip matches that line.

© 2026 Storyland Classics ✦ storylandclassics.com ✦ Free to print for your own classroom or family

✦ RHYME TIME ✦

Words That Rhyme

Rhyming words sound the same at the end, like mile and stile, or mouse and house.

1. These words are from the rhyme. Draw a line from each word to the picture that rhymes with it. *(Grown-ups: read the words aloud.)*

man	 mouse
cat	 smile
mile	 pan
house	 hat

2. Circle the words that rhyme with *mile*.

stile cat smile pile man tile house

3. Finish the rhyme. Write a word from the box on each line.

mile stile mouse house

He walked a crooked _____ ,

against a crooked _____ ;

which caught a crooked _____ ,

in a little crooked _____ .

© 2026 Storyland Classics ✦ storylandclassics.com ✦ Free to print for your own classroom or family

✦ LISTEN & COUNT ✦

Count the Words

Words are the pieces of what we say. How many words can you hear?

Say each one out loud. Clap once for every word. Color one box for each clap, then write how many words you heard.

a crooked man

 = ___ words

He walked a mile.

 = ___ words

a crooked cat

 = ___ words

The cat caught a mouse.

 = ___ words

a little crooked house

 = ___ words

© 2026 Storyland Classics ✦ storylandclassics.com ✦ Free to print for your own classroom or family

✦ READY TO WRITE ✦

Pencil Warm-Ups

Hold your pencil with a pinch grip: thumb and pointer finger pinch, middle finger underneath.

Start at the **green dot**. Trace each dotted line with your pencil. Go from left to right, and from top to bottom.

A CROOKED WALK: ZIG AND ZAG



WINDOW PANES: STRAIGHT DOWN



SIXPENCE COINS: ROUND AND ROUND



CROOKED ROOFS: UP AND DOWN

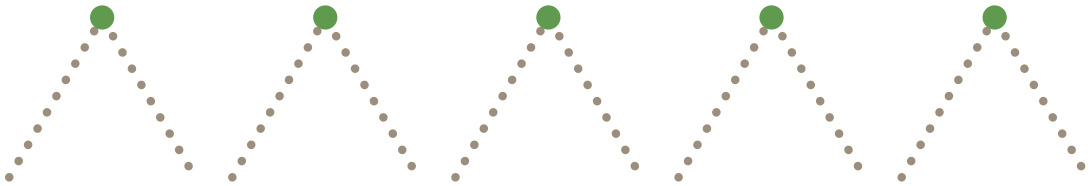

© 2026 Storyland Classics ✦ storylandclassics.com ✦ Free to print for your own classroom or family

✦ HANDWRITING ✦

Trace & Write

Practice writing words from the rhyme. Start at the top line and go down.

1. Trace over the gray letters. Then write the word on your own in the space beside it.

man

cat

mouse

house

2. Copy the line from the rhyme in your best handwriting.

a little crooked house

© 2026 Storyland Classics ✦ storylandclassics.com ✦ Free to print for your own classroom or family

✦ PUZZLE TIME ✦

Word Search

Find the words from the rhyme. Words go across and down. Check off each word when you find it.

L	M	I	L	E	M	O	U	S	E
F	S	H	S	C	F	B	I	A	M
N	A	O	U	A	S	C	A	N	E
O	M	U	C	T	I	M	A	N	N
V	S	S	R	A	X	R	H	B	F
W	T	E	O	G	P	D	A	H	R
M	I	T	O	M	E	T	T	I	R
D	L	V	K	M	N	J	B	O	C
G	E	L	E	T	C	W	M	E	L
I	U	C	D	J	E	L	J	F	C

☆ ☆ ☆

☐ Crooked ☐ Man ☐ Mile ☐ Sixpence ☐ Stile

☐ Cat ☐ Mouse ☐ House ☐ Cane ☐ Hat

© 2026 Storyland Classics ✦ storylandclassics.com ✦ Free to print for your own classroom or family

✦ FOR GROWN-UPS ✦

Answer Key

TALK ABOUT IT

1. A crooked sixpence (a coin).
2. Steps for climbing over a fence. Answers will vary.
3. A crooked mouse.
4. Answers will vary. Invite children to draw it!

PUT THE RHYME IN ORDER

1. There was a crooked man, and he walked a crooked mile,
2. He found a crooked sixpence against a crooked stile;
3. He bought a crooked cat, which caught a crooked mouse,
4. And they all lived together in a little crooked house.

RHYME TIME

1. man – pan, cat – hat, mile – smile, house – mouse
2. stile, smile, pile, tile
3. mile, stile, mouse, house

COUNT THE WORDS

a crooked man = 3, He walked a mile. = 4, a crooked cat = 3, The cat caught a mouse. = 5, a little crooked house = 4

WORD SEARCH

L	M	I	L	E	M	O	U	S	E
F	S	H	S	C	F	B	I	A	M
N	A	O	U	A	S	C	A	N	E
O	M	U	C	T	I	M	A	N	N
V	S	S	R	A	X	R	H	B	F
W	T	E	O	G	P	D	A	H	R
M	I	T	O	M	E	T	T	I	R
D	L	V	K	M	N	J	B	O	C
G	E	L	E	T	C	W	M	E	L
I	U	C	D	J	E	L	J	F	C

BRING THE RHYME HOME

Watch the read-aloud at *storylandclassics.com/crooked*, and find more nursery rhymes, stories, poems and free guides at **storylandclassics.com**.

Extend the fun: draw the crooked man's whole crooked village, build a crooked house from blocks, or go on a walk and look for a real stile or a crooked tree.

Love this free pack? Please subscribe to our YouTube channel **@StorylandClassics** to help us keep making them free for everyone! Scan the code or visit *storylandclassics.com/youtube*.

KINDERGARTEN SKILLS IN THIS PACK

- **Listening & rhyme:** recognize rhyming words; count the words in a phrase (CCSS RF.K.2, RF.K.2a)
- **Print concepts:** left-to-right, top-to-bottom tracking; put the rhyme's lines in order (RF.K.1a)
- **Pre-writing & handwriting:** pinch grip, lines, circles and diagonals, tracing and copying letters (L.K.1a)
- **Position words:** left, right, next to, in front of in the craft directions (L.K.1e)
- **Speaking & listening:** talk-about-it questions after the read-aloud (SL.K.2, RL.K.10)

These activities support kindergarten skills like those practiced in CKLA Kindergarten Skills Unit 1. Storyland Classics is not affiliated with Amplify or the Core Knowledge Foundation.

© 2026 Storyland Classics ✦ storylandclassics.com ✦ Free to print for your own classroom or family