STORYLAND CLASSICS

FREE PRINTABLE ACTIVITY PACK

The Three Wise Men of Gotham

A traditional Mother Goose nursery rhyme



For ages 4–8 ✦ Pre-K through 2nd grade

INSIDE THIS PACK

The Rhyme & Talk About It 2
Coloring Page 3
Cut & Paste Craft 4
Craft Background 5
Put the Rhyme in Order 6
Rhyme Time 7
Count the Words 8
Pencil Warm-Ups 9
Trace & Write 10
Word Search 11
Answer Key 12

© 2026 Storyland Classics ✦ storylandclassics.com ✦ Free to print for your own classroom or family

✦ THE RHYME ✦

The Three Wise Men of Gotham

A silly Mother Goose rhyme about three "wise" men who weren't very wise at all



Three wise men of Gotham
Went to sea in a bowl.
If the bowl had been stronger,
My song would have been longer.

Listen along. Scan to watch the Storyland Classics read-aloud, or visit *storylandclassics.com/gotham*. Say the rhyme together until children can join in on every line.

TALK ABOUT IT

1. How many men went to sea?
2. What did they sail in?
3. What happened to the bowl? Why did the song have to stop?
4. Was a bowl a wise choice for a boat? What would you sail in instead?

WILL IT FLOAT?

Fill a tub with water and test a few things: a plastic bowl, a paper cup, a spoon, a cork. Which float? Which sink? Talk about why the wise men needed a stronger boat.

> **Rhyme tip:** Read the last line slowly with a twinkle: the joke is that the bowl sank, so the song ends early!

© 2026 Storyland Classics ✦ storylandclassics.com ✦ Free to print for your own classroom or family

✦ COLOR IT ✦

Three Men in a Bowl

Color the three wise men, their wooden bowl, the stars and moon, and the big ship far away.



© 2026 Storyland Classics ✦ storylandclassics.com ✦ Free to print for your own classroom or family

✦ CUT & PASTE CRAFT ✦

Off to Sea

Color the pieces and cut them out. Then paste them on the sea on the next page.

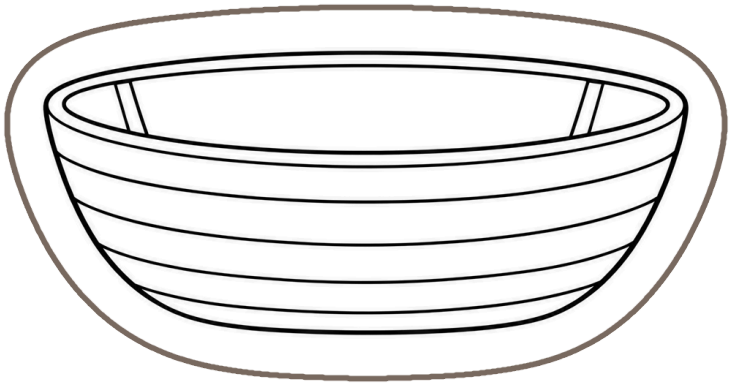

Bowl boat



Wise man



Wise man



Wise man



Oar



Moon



Star



Star



Ship

© 2026 Storyland Classics ✦ storylandclassics.com ✦ Free to print for your own classroom or family

✦ CUT & PASTE CRAFT ✦

Under the Stars

*Paste the bowl **on** the waves and the three wise men **in** the bowl. Put the oar **beside** the bowl. Paste the moon and stars **above** the sea, and the ship **far away** on the right.*



© 2026 Storyland Classics ✦ storylandclassics.com ✦ Free to print for your own classroom or family

✦ READING FUN ✦

Put the Rhyme in Order

Cut out the four lines. Say the rhyme, then paste each line in the right box.

1

2

3

4

✂ - - - - - - - - - - - - - - - - - cut on the dotted lines - - - - - - - - - - - - - - - - -



If the bowl had been stronger,



Three wise men of Gotham



My song would have been longer.



Went to sea in a bowl.

Need a hint? The picture on each strip matches that line.

© 2026 Storyland Classics ✦ storylandclassics.com ✦ Free to print for your own classroom or family

✦ RHYME TIME ✦

Words That Rhyme

Rhyming words sound the same at the end, like stronger and longer.

1. These words are from the rhyme. Draw a line from each word to the picture that rhymes with it. *(Grown-ups: read the words aloud.)*

sea	 roll
men	 pies
bowl	 bee
wise	10 ten

2. Circle the words that rhyme with *bowl*.

roll sea hole goal men mole

3. Finish the rhyme. Write a word from the box on each line.

Gotham bowl stronger longer

Three wise men of _____

Went to sea in a _____;

If the bowl had been _____,

My song had been _____.

© 2026 Storyland Classics ✦ storylandclassics.com ✦ Free to print for your own classroom or family

✦ LISTEN & COUNT ✦

Count the Words

Words are the pieces of what we say. How many words can you hear?

Say each one out loud. Clap once for every word. Color one box for each clap, then write how many words you heard.

three wise men

☐ ☐ ☐ ☐ ☐ ☐ = ___ words

They went to sea.

☐ ☐ ☐ ☐ ☐ ☐ = ___ words

a wooden bowl

☐ ☐ ☐ ☐ ☐ ☐ = ___ words

The bowl sank.

☐ ☐ ☐ ☐ ☐ ☐ = ___ words

a short song

☐ ☐ ☐ ☐ ☐ ☐ = ___ words

© 2026 Storyland Classics ✦ storylandclassics.com ✦ Free to print for your own classroom or family

✦ READY TO WRITE ✦

Pencil Warm-Ups

Hold your pencil with a pinch grip: thumb and pointer finger pinch, middle finger underneath.

Start at the **green dot**. Trace each dotted line with your pencil. Go from left to right, and from top to bottom.

OCEAN WAVES: WAVY LINES



MOON AND STARS: ROUND AND ROUND



POINTY HATS: UP AND DOWN

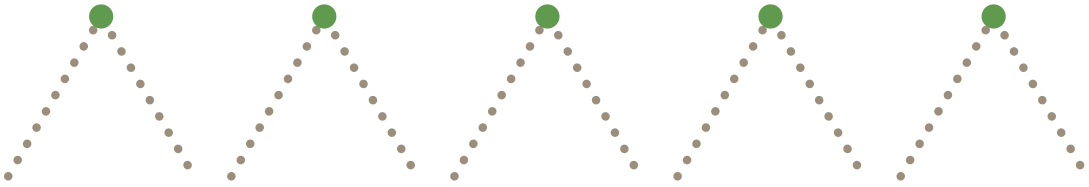

OARS: STRAIGHT DOWN



© 2026 Storyland Classics ✦ storylandclassics.com ✦ Free to print for your own classroom or family

✦ HANDWRITING ✦

Trace & Write

Practice writing words from the rhyme. Start at the top line and go down.

1. Trace over the gray letters. Then write the word on your own in the space beside it.

men

sea

bowl

song

2. Copy the line from the rhyme in your best handwriting.

Went to sea in a bowl.

© 2026 Storyland Classics ✦ storylandclassics.com ✦ Free to print for your own classroom or family

✦ PUZZLE TIME ✦

Word Search

Find the words from the rhyme. Words go across and down. Check off each word when you find it.

U	D	S	H	A	N	W	Y	B	D
M	O	O	B	S	N	I	E	Y	I
E	A	N	H	T	F	S	S	E	A
N	R	G	T	A	V	E	G	A	H
S	T	H	H	R	D	D	O	Y	E
H	I	B	R	N	O	B	T	N	R
I	R	O	E	R	I	B	H	B	A
P	G	W	E	O	I	T	A	N	D
G	D	L	O	Y	D	J	M	D	R
O	E	N	H	E	E	N	O	T	H

☆ ☆ ☆

☐ Three ☐ Wise ☐ Men ☐ Gotham ☐ Sea

☐ Bowl ☐ Song ☐ Oar ☐ Star ☐ Ship

© 2026 Storyland Classics ✦ storylandclassics.com ✦ Free to print for your own classroom or family

✦ FOR GROWN-UPS ✦

Answer Key

TALK ABOUT IT

1. Three.
2. A bowl.
3. It wasn't strong enough, so it sank, and the song ended.
4. No! Answers will vary.

PUT THE RHYME IN ORDER

1. Three wise men of Gotham
2. Went to sea in a bowl.
3. If the bowl had been stronger,
4. My song would have been longer.

RHYME TIME

1. sea – bee, men – ten, bowl – roll, wise – pies
2. roll, hole, goal, mole
3. Gotham, bowl, stronger, longer

COUNT THE WORDS

three wise men = 3, They went to sea. = 4, a wooden bowl = 3, The bowl sank. = 3, a short song = 3

WORD SEARCH

U	D	S	H	A	N	W	Y	B	D
M	O	O	B	S	N	I	E	Y	I
E	A	N	H	T	F	S	S	E	A
N	R	G	T	A	V	E	G	A	H
S	T	H	H	R	D	D	O	Y	E
H	I	B	R	N	O	B	T	N	R
I	R	O	E	R	I	B	H	B	A
P	G	W	E	O	I	T	A	N	D
G	D	L	O	Y	D	J	M	D	R
O	E	N	H	E	E	N	O	T	H

BRING THE RHYME HOME

Watch the read-aloud at *storylandclassics.com/gotham*, and find more nursery rhymes, stories, poems and free guides at **storylandclassics.com**.

Extend the fun: run a sink-or-float test in the bath, build a boat from foil and see how many pennies it holds, or make up a longer ending for the song.

Love this free pack? Please subscribe to our YouTube channel **@StorylandClassics** to help us keep making them free for everyone! Scan the code or visit *storylandclassics.com/youtube*.

KINDERGARTEN SKILLS IN THIS PACK

- **Listening & rhyme:** recognize rhyming words; count the words in a phrase (CCSS RF.K.2, RF.K.2a)
- **Print concepts:** left-to-right, top-to-bottom tracking; put the rhyme's lines in order (RF.K.1a)
- **Pre-writing & handwriting:** pinch grip, lines, circles and diagonals, tracing and copying letters (L.K.1a)
- **Position words:** left, right, next to, in front of in the craft directions (L.K.1e)
- **Speaking & listening:** talk-about-it questions after the read-aloud (SL.K.2, RL.K.10)

These activities support kindergarten skills like those practiced in CKLA Kindergarten Skills Unit 1. Storyland Classics is not affiliated with Amplify or the Core Knowledge Foundation.

© 2026 Storyland Classics ✦ storylandclassics.com ✦ Free to print for your own classroom or family