STORYLAND CLASSICS

FREE PRINTABLE ACTIVITY PACK

The Rose Is Red

A traditional Mother Goose nursery rhyme



For ages 4–8 ✦ Pre-K through 2nd grade

INSIDE THIS PACK

The Rhyme & Talk About It 2

Coloring Page 3

Cut & Paste Craft 4

Craft Background 5

Put the Rhyme in Order 6

Rhyme Time 7

Count the Words 8

Pencil Warm-Ups 9

Trace & Write 10

Word Search 11

Answer Key 12

© 2026 Storyland Classics ✦ storylandclassics.com ✦ Free to print for your own classroom or family

✦ THE RHYME ✦

The Rose Is Red

A Mother Goose rhyme from 1784, and the great-grandparent of "Roses are red, violets are blue"



The rose is red,
The violet's blue,
Sugar is sweet,
And so are you.

Listen along. Scan to watch the Storyland Classics read-aloud, or visit *storylandclassics.com/rose*. Say the rhyme together until children can join in on every line.

TALK ABOUT IT

1. What color is the rose? What color is the violet?
2. What else in the rhyme is sweet?
3. This rhyme is like a Valentine. Who would you give a Valentine to?
4. What kind words could you say to a friend?

SHARE A KIND WORD

Sit in a circle. Pass a paper flower around, and when you hold it, say one kind thing about the friend next to you: "You are sweet like sugar!" "You are a good helper!"

> **Rhyme tip:** The oldest version says "The honey's sweet" and ends with a line about choosing a Valentine. Children love hearing how people talked long ago.

© 2026 Storyland Classics ✦ storylandclassics.com ✦ Free to print for your own classroom or family

✦ COLOR IT ✦

Flowers for a Friend

Color the two friends, the red roses, the blue violets and the butterfly.



© 2026 Storyland Classics ✦ storylandclassics.com ✦ Free to print for your own classroom or family

✦ CUT & PASTE CRAFT ✦

A Garden of Friends

Color the pieces and cut them out. Then paste them in the garden on the next page.



Friend



Friend



Bouquet



Rose



Violets



Butterfly

© 2026 Storyland Classics ✦ storylandclassics.com ✦ Free to print for your own classroom or family

✦ CUT & PASTE CRAFT ✦

In the Garden

*Paste the two friends **on** the path, **facing** each other. Give one friend the bouquet to share. Plant the rose on the **left** and the violets on the **right**. Make the butterfly fly **between** them.*

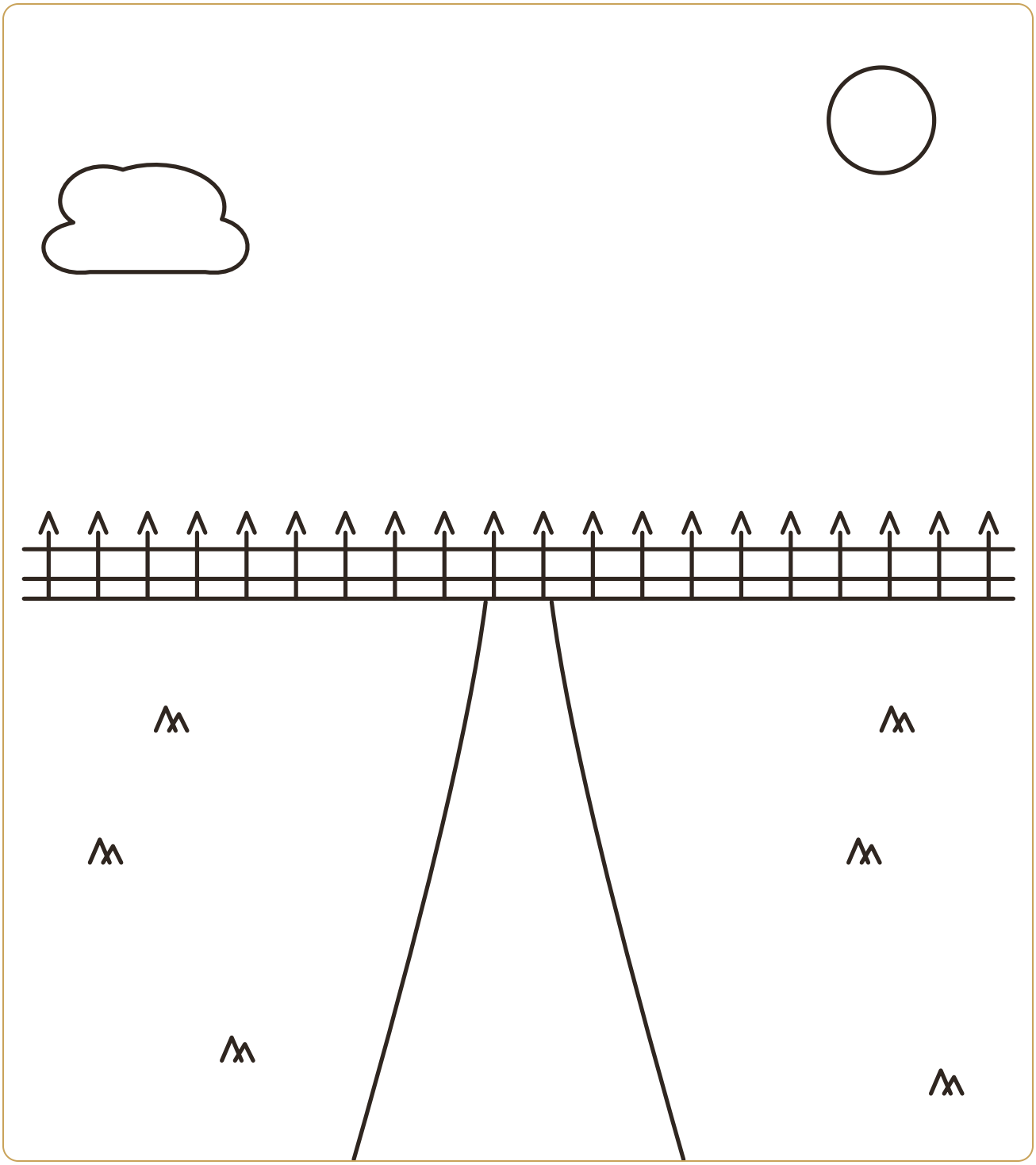

© 2026 Storyland Classics ✦ storylandclassics.com ✦ Free to print for your own classroom or family

✦ READING FUN ✦

Put the Rhyme in Order

Cut out the four lines. Say the rhyme, then paste each line in the right box.

1

2

3

4

✂ - - - - - - - - - - - - - - - - - cut on the dotted lines - - - - - - - - - - - - - - - - -



Sugar is sweet,



The rose is red,



The violet’s blue,



And so are you.

Need a hint? The picture on each strip matches that line.

© 2026 Storyland Classics ✦ storylandclassics.com ✦ Free to print for your own classroom or family

✦ RHYME TIME ✦

Words That Rhyme

Rhyming words sound the same at the end, like blue and you, or red and bed.

1. These words are from the rhyme. Draw a line from each word to the picture that rhymes with it. *(Grown-ups: read the words aloud.)*

blue	 bed
you	 nose
red	 shoe
rose	 glue

2. Circle the words that rhyme with *blue*.

you red shoe two rose new

3. Finish the rhyme. Write a word from the box on each line.

red blue sweet you

The rose is _____, the violet's _____,

Sugar is _____, and so are _____.

© 2026 Storyland Classics ✦ storylandclassics.com ✦ Free to print for your own classroom or family

✦ LISTEN & COUNT ✦

Count the Words

Words are the pieces of what we say. How many words can you hear?

Say each one out loud. Clap once for every word. Color one box for each clap, then write how many words you heard.

The rose is red.

☐ ☐ ☐ ☐ ☐ ☐ = ___ words

The violet is blue.

☐ ☐ ☐ ☐ ☐ ☐ = ___ words

Sugar is sweet.

☐ ☐ ☐ ☐ ☐ ☐ = ___ words

and so are you

☐ ☐ ☐ ☐ ☐ ☐ = ___ words

red rose

☐ ☐ ☐ ☐ ☐ ☐ = ___ words

© 2026 Storyland Classics ✦ storylandclassics.com ✦ Free to print for your own classroom or family

✦ READY TO WRITE ✦

Pencil Warm-Ups

Hold your pencil with a pinch grip: thumb and pointer finger pinch, middle finger underneath.

Start at the **green dot**. Trace each dotted line with your pencil. Go from left to right, and from top to bottom.

FLOWER STEMS: STRAIGHT DOWN



ROSE PETALS: ROUND AND ROUND



BUTTERFLY FLIGHT: WAVY LINES



GARDEN FENCE: UP AND DOWN

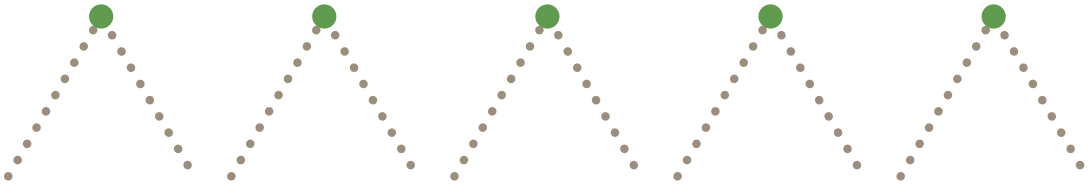

© 2026 Storyland Classics ✦ storylandclassics.com ✦ Free to print for your own classroom or family

✦ HANDWRITING ✦

Trace & Write

Practice writing words from the rhyme. Start at the top line and go down.

1. Trace over the gray letters. Then write the word on your own in the space beside it.

red

blue

sweet

you

2. Copy the line from the rhyme in your best handwriting.

The rose is red, the violet's blue,

© 2026 Storyland Classics ✦ storylandclassics.com ✦ Free to print for your own classroom or family

✦ PUZZLE TIME ✦

Word Search

Find the words from the rhyme. Words go across and down. Check off each word when you find it.

S	U	G	A	R	S	M	O	W	J
R	T	N	Y	L	N	J	Y	S	M
E	J	T	E	O	F	J	T	L	A
D	G	F	Y	V	D	L	U	B	V
V	U	R	O	E	B	L	U	E	I
I	N	I	U	Y	U	B	R	K	A
O	E	E	W	S	W	R	M	I	I
L	R	N	T	E	E	O	N	N	T
E	C	D	L	A	G	S	O	D	V
T	S	A	E	S	W	E	E	T	O

☆ ☆ ☆

☐ Rose ☐ Red ☐ Violet ☐ Blue ☐ Sugar

☐ Sweet ☐ You ☐ Love ☐ Friend ☐ Kind

© 2026 Storyland Classics ✦ storylandclassics.com ✦ Free to print for your own classroom or family

✦ FOR GROWN-UPS ✦

Answer Key

TALK ABOUT IT

1. The rose is red. The violet is blue.
2. Sugar (and you!).
3. Answers will vary.
4. Answers will vary.

PUT THE RHYME IN ORDER

1. The rose is red,
2. The violet's blue,
3. Sugar is sweet,
4. And so are you.

RHYME TIME

1. blue – shoe, you – glue, red – bed, rose – nose
2. you, shoe, two, new
3. red, blue, sweet, you

COUNT THE WORDS

The rose is red. = 4, The violet is blue. = 4, Sugar is sweet. = 3, and so are you = 4, red rose = 2

WORD SEARCH

S	U	G	A	R	S	M	O	W	J
R	T	N	Y	L	N	J	Y	S	M
E	J	T	E	O	F	J	T	L	A
D	G	F	Y	V	D	L	U	B	V
V	U	R	O	E	B	L	U	E	I
I	N	I	U	Y	U	B	R	K	A
O	E	E	W	S	W	R	M	I	I
L	R	N	T	E	E	O	N	N	T
E	C	D	L	A	G	S	O	D	V
T	S	A	E	S	W	E	E	T	O

BRING THE RHYME HOME

Watch the read-aloud at *storylandclassics.com/rose*, and find more nursery rhymes, stories, poems and free guides at **storylandclassics.com**.

Extend the fun: make a paper Valentine or friendship card for someone special, sort red and blue things around the house, or taste something sweet and talk about the word sweet.

Love this free pack? Please subscribe to our YouTube channel **@StorylandClassics** to help us keep making them free for everyone! Scan the code or visit *storylandclassics.com/youtube*.

KINDERGARTEN SKILLS IN THIS PACK

- **Listening & rhyme:** recognize rhyming words; count the words in a phrase (CCSS RF.K.2, RF.K.2a)
- **Print concepts:** left-to-right, top-to-bottom tracking; put the rhyme's lines in order (RF.K.1a)
- **Pre-writing & handwriting:** pinch grip, lines, circles and diagonals, tracing and copying letters (L.K.1a)
- **Position words:** left, right, next to, in front of in the craft directions (L.K.1e)
- **Speaking & listening:** talk-about-it questions after the read-aloud (SL.K.2, RL.K.10)

These activities support kindergarten skills like those practiced in CKLA Kindergarten Skills Unit 1. Storyland Classics is not affiliated with Amplify or the Core Knowledge Foundation.

© 2026 Storyland Classics ✦ storylandclassics.com ✦ Free to print for your own classroom or family