STORYLAND CLASSICS

FREE PRINTABLE ACTIVITY PACK

Solomon Grundy

A traditional Mother Goose nursery rhyme



For ages 4–8 ✦ Pre-K through 2nd grade

INSIDE THIS PACK

The Rhyme & Talk About It 2

Coloring Page 3

Cut & Paste: Baby's Cradle 4

Craft Background 5

Put the Rhyme in Order 6

Days of the Week 7

Count the Words 8

Pencil Warm-Ups 9

Trace & Write 10

Word Search 11

Answer Key 12

© 2026 Storyland Classics ✦ storylandclassics.com ✦ Free to print for your own classroom or family

✦ THE RHYME ✦

Solomon Grundy

A Mother Goose rhyme from 1842 for learning the seven days of the week



Solomon Grundy,
Born on a Monday,
Christened on Tuesday,
Married on Wednesday,
Took ill on Thursday,
Grew worse on Friday,
Died on Saturday,
Buried on Sunday.
That was the end
Of Solomon Grundy.

Listen along. Scan to watch the Storyland Classics read-aloud, or visit *storylandclassics.com/grundy*. Say the rhyme together until children can join in on every line.

TALK ABOUT IT

1. On which day was Solomon Grundy born?
2. Can you name all seven days of the week in order?
3. *Christened* means given a name at church. What special things happen on your favorite day of the week?
4. The rhyme fits a whole life into one week! Why do you think that makes it a little silly?

DAYS OF THE WEEK LINE-UP

Give seven children a card with one day each. Say the rhyme together and have each child step forward on their day. Can the class line up in order without help?

> **Rhyme tip:** This old rhyme fits a whole life into one week, from birth to the end. With younger children, focus on the days of the week and the happy first verses (born, christened, married).

© 2026 Storyland Classics ✦ storylandclassics.com ✦ Free to print for your own classroom or family

✦ COLOR IT ✦

Born on a Monday

Color the mother, the sleeping baby in the cradle, the window and the flowers.



© 2026 Storyland Classics ✦ storylandclassics.com ✦ Free to print for your own classroom or family

✦ CUT & PASTE CRAFT ✦

Born on a Monday

Color the pieces and cut them out. Then paste them in the room on the next page.



Mother



Cradle



Baby



Flowers



Window

© 2026 Storyland Classics ✦ storylandclassics.com ✦ Free to print for your own classroom or family

✦ CUT & PASTE CRAFT ✦

Baby's Room

*Paste the window **inside** the dotted frame and the flowers **on** the windowsill. Put the cradle **under** the window and tuck the baby **inside** it. Paste the mother **next to** the cradle.*

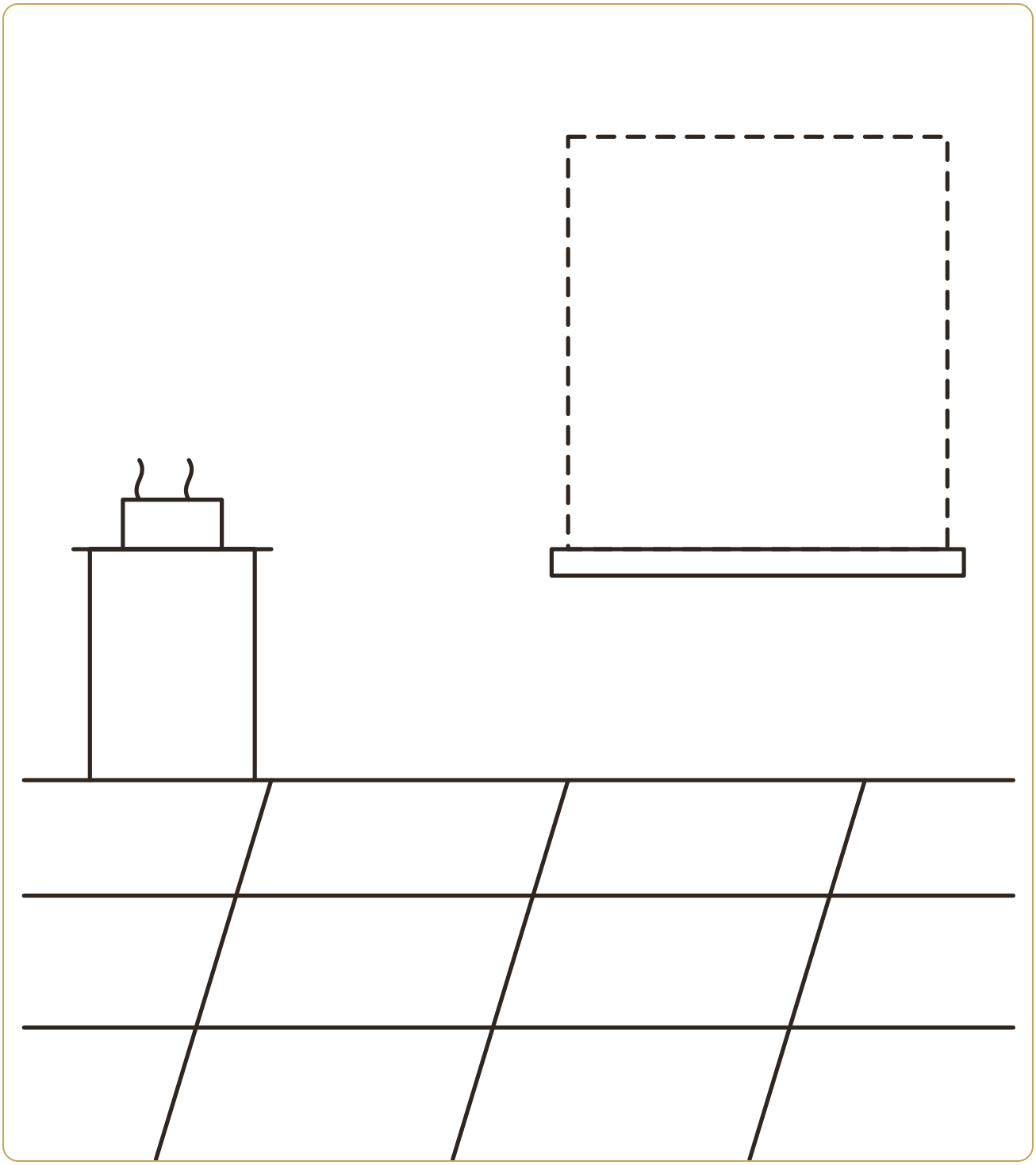

© 2026 Storyland Classics ✦ storylandclassics.com ✦ Free to print for your own classroom or family

✦ READING FUN ✦

Put the Rhyme in Order

Cut out the four lines. Say the rhyme, then paste each line in the right box.

1

2

3

4

✂ - - - - - - - - - - - - - - - - - cut on the dotted lines - - - - - - - - - - - - - - - - -



Married on Wednesday,



Born on a Monday,



Took ill on Thursday,



Christened on Tuesday,

Need a hint? The picture on each strip matches that line.

© 2026 Storyland Classics ✦ storylandclassics.com ✦ Free to print for your own classroom or family

✦ DAYS OF THE WEEK ✦

Monday to Sunday

Solomon Grundy has one event for each day of the week.

1. The days of the week come in order, just like in the rhyme. Write the missing days.

1	2	3	4	5	6	7
Monday	_____	Wednesday	_____	Friday	_____	Sunday

2. Draw a line from each day to what Solomon Grundy did.

Monday ●	● married
Tuesday ●	● born
Wednesday ●	● christened

3. What day is it today? _____ What day will tomorrow be? _____

© 2026 Storyland Classics ✦ storylandclassics.com ✦ Free to print for your own classroom or family

✦ LISTEN & COUNT ✦

Count the Words

Words are the pieces of what we say. How many words can you hear?

Say each one out loud. Clap once for every word. Color one box for each clap, then write how many words you heard.

Solomon Grundy

☐ ☐ ☐ ☐ ☐ ☐ = ___ words

Born on a Monday.

☐ ☐ ☐ ☐ ☐ ☐ = ___ words

seven days in a week

☐ ☐ ☐ ☐ ☐ ☐ = ___ words

Married on Wednesday.

☐ ☐ ☐ ☐ ☐ ☐ = ___ words

What day is it today?

☐ ☐ ☐ ☐ ☐ ☐ = ___ words

© 2026 Storyland Classics ✦ storylandclassics.com ✦ Free to print for your own classroom or family

✦ READY TO WRITE ✦

Pencil Warm-Ups

Hold your pencil with a pinch grip: thumb and pointer finger pinch, middle finger underneath.

Start at the **green dot**. Trace each dotted line with your pencil. Go from left to right, and from top to bottom.

CALENDAR LINES: ACROSS



CRADLE SLATS: STRAIGHT DOWN



ROCKING CRADLE: WAVY LINES



CLOCK FACES: ROUND AND ROUND



© 2026 Storyland Classics ✦ storylandclassics.com ✦ Free to print for your own classroom or family

✦ HANDWRITING ✦

Trace & Write

Practice writing words from the rhyme. Start at the top line and go down.

1. Trace over the gray letters. Then write the word on your own in the space beside it.

Monday

Tuesday

Friday

Sunday

2. Copy the line from the rhyme in your best handwriting.

Born on a Monday,

© 2026 Storyland Classics ✦ storylandclassics.com ✦ Free to print for your own classroom or family

✦ PUZZLE TIME ✦

Word Search

Find the words from the rhyme. Words go across and down. Check off each word when you find it.

F	L	F	S	F	H	B	H	F	B
T	H	T	O	R	G	O	O	S	B
S	B	U	L	I	J	J	G	U	O
T	A	E	O	D	H	B	R	N	R
Y	B	S	M	A	N	B	U	D	N
F	Y	D	O	Y	Y	F	N	A	J
A	J	A	N	M	N	Y	D	Y	O
L	T	Y	W	E	E	K	Y	B	U
W	M	O	N	D	A	Y	T	I	V
S	I	Y	U	S	E	V	E	N	A

☆ ☆ ☆

☐ Solomon ☐ Grundy ☐ Monday ☐ Tuesday ☐ Friday
☐ Sunday ☐ Week ☐ Born ☐ Baby ☐ Seven

© 2026 Storyland Classics ✦ storylandclassics.com ✦ Free to print for your own classroom or family

✦ FOR GROWN-UPS ✦

Answer Key

TALK ABOUT IT

1. On a Monday.
2. Monday, Tuesday, Wednesday, Thursday, Friday, Saturday, Sunday.
3. Answers will vary.
4. Answers will vary.

PUT THE RHYME IN ORDER

1. Born on a Monday,
2. Christened on Tuesday,
3. Married on Wednesday,
4. Took ill on Thursday,

These strips follow the days of the week: Monday, Tuesday, Wednesday, Thursday.

DAYS OF THE WEEK

1. Tuesday, Thursday, Saturday
2. Monday – born, Tuesday – christened, Wednesday – married
3. Answers will vary.

COUNT THE WORDS

Solomon Grundy = 2, Born on a Monday. = 4, seven days in a week = 5, Married on Wednesday. = 3, What day is it today? = 5

WORD SEARCH

F	L	F	S	F	H	B	H	F	B
T	H	T	O	R	G	O	O	S	B
S	B	U	L	I	J	J	G	U	O
T	A	E	O	D	H	B	R	N	R
Y	B	S	M	A	N	B	U	D	N
F	Y	D	O	Y	Y	F	N	A	J
A	J	A	N	M	N	Y	D	Y	O
L	T	Y	W	E	E	K	Y	B	U
W	M	O	N	D	A	Y	T	I	V
S	I	Y	U	S	E	V	E	N	A

BRING THE RHYME HOME

Watch the read-aloud at *storylandclassics.com/grundy*, and find more nursery rhymes, stories, poems and free guides at **storylandclassics.com**.

Extend the fun: make a days-of-the-week chart and add a sticker each morning, sing a days-of-the-week song, or draw one picture for each day of your own week.

Love this free pack? Please subscribe to our YouTube channel **@StorylandClassics** to help us keep making them free for everyone! Scan the code or visit *storylandclassics.com/youtube*.

KINDERGARTEN SKILLS IN THIS PACK

- **Listening & rhyme:** recognize rhyming words; count the words in a phrase (CCSS RF.K.2, RF.K.2a)
- **Print concepts:** left-to-right, top-to-bottom tracking; put the rhyme's lines in order (RF.K.1a)
- **Pre-writing & handwriting:** pinch grip, lines, circles and diagonals, tracing and copying letters (L.K.1a)
- **Position words:** left, right, next to, in front of in the craft directions (L.K.1e)
- **Speaking & listening:** talk-about-it questions after the read-aloud (SL.K.2, RL.K.10)

These activities support kindergarten skills like those practiced in CKLA Kindergarten Skills Unit 1. Storyland Classics is not affiliated with Amplify or the Core Knowledge Foundation.

© 2026 Storyland Classics ✦ storylandclassics.com ✦ Free to print for your own classroom or family