STORYLAND CLASSICS

FREE PRINTABLE ACTIVITY PACK

Row, Row, Row Your Boat

A traditional nursery song



For ages 4–8 ✦ Pre-K through 2nd grade

INSIDE THIS PACK

The Rhyme & Talk About It 2
Coloring Page 3
Cut & Paste Craft 4
Craft Background 5
Put the Rhyme in Order 6
Rhyme Time 7
Count the Words 8
Pencil Warm-Ups 9
Trace & Write 10
Word Search 11
Answer Key 12

© 2026 Storyland Classics ✦ storylandclassics.com ✦ Free to print for your own classroom or family

✦ THE RHYME ✦

Row, Row, Row Your Boat

A gentle American song from the 1800s, sung in rounds for more than a hundred years



Row, row, row your boat,
Gently down the stream.
Merrily, merrily, merrily, merrily,
Life is but a dream.

Listen along. Scan to watch the Storyland Classics read-aloud, or visit *storylandclassics.com/row*. Say the rhyme together until children can join in on every line.

TALK ABOUT IT

1. Where is the boat going?
2. What does *gently* mean? Show me a gentle row, then a fast row!
3. What does *merrily* mean? How do you feel when you are merry?
4. What would you see if you rowed down a stream?

SING IT IN A ROUND

Sit on the floor in pairs, facing each other and holding hands, and rock back and forth as you sing. Then try a round: one group starts, and the next group begins when the first reaches “gently down the stream.”

> **Rhyme tip:** Sing it slowly and softly, rocking with the beat. It makes a lovely calming song before rest time.

© 2026 Storyland Classics ✦ storylandclassics.com ✦ Free to print for your own classroom or family

✦ COLOR IT ✦

Gently Down the Stream

Color the boy and girl, their little boat, the swans and the water lilies.



© 2026 Storyland Classics ✦ storylandclassics.com ✦ Free to print for your own classroom or family

✦ CUT & PASTE CRAFT ✦

Row Your Boat

Color the pieces and cut them out. Then paste them on the stream on the next page.

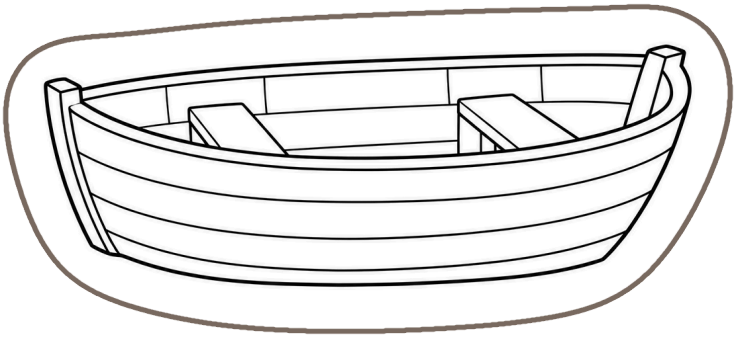

Rowboat



Boy

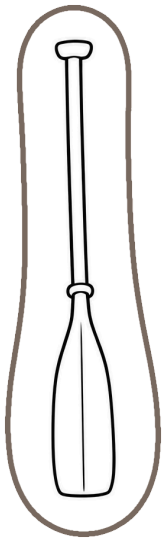

Oar



Girl



Swan



Water lily



Water lily

© 2026 Storyland Classics ✦ storylandclassics.com ✦ Free to print for your own classroom or family

✦ CUT & PASTE CRAFT ✦

Down the Stream

*Paste the boat **on** the water. Put the boy on the **left** side of the boat, holding the oar, and the girl on the **right**. Float the swan **behind** the boat and the lilies **in front of** it.*



© 2026 Storyland Classics ✦ storylandclassics.com ✦ Free to print for your own classroom or family

✦ READING FUN ✦

Put the Rhyme in Order

Cut out the four lines. Say the rhyme, then paste each line in the right box.

1

2

3

4

✂ - - - - - - - - - - - - - - - - - cut on the dotted lines - - - - - - - - - - - - - - - - -



Merrily, merrily, merrily, merrily,



Row, row, row your boat,



Life is but a dream.



Gently down the stream.

Need a hint? The picture on each strip matches that line.

© 2026 Storyland Classics ✦ storylandclassics.com ✦ Free to print for your own classroom or family

✦ RHYME TIME ✦

Words That Rhyme

Rhyming words sound the same at the end, like stream and dream.

1. These words are from the rhyme. Draw a line from each word to the picture that rhymes with it. *(Grown-ups: read the words aloud.)*

row	 cream
boat	 crown
stream	 coat
down	 snow

2. Circle the words that rhyme with *dream*.

stream boat team cream beam

3. Finish the song. Write a word from the box on each line.

boat stream merrily dream

Row, row, row your _____ ,

Gently down the _____ .

_____ , merrily, merrily, merrily,

Life is but a _____ .

© 2026 Storyland Classics ✦ storylandclassics.com ✦ Free to print for your own classroom or family

✦ LISTEN & COUNT ✦

Count the Words

Words are the pieces of what we say. How many words can you hear?

Say each one out loud. Clap once for every word. Color one box for each clap, then write how many words you heard.

Row your boat.



= ___ words

down the stream



= ___ words

a white swan



= ___ words

Life is a dream.



= ___ words

Row, row, row!



= ___ words

© 2026 Storyland Classics ✦ storylandclassics.com ✦ Free to print for your own classroom or family

✦ READY TO WRITE ✦

Pencil Warm-Ups

Hold your pencil with a pinch grip: thumb and pointer finger pinch, middle finger underneath.

Start at the **green dot**. Trace each dotted line with your pencil. Go from left to right, and from top to bottom.

GENTLE STREAM: WAVY LINES



OARS: STRAIGHT DOWN



RIPPLES: ROUND AND ROUND



BOAT SEATS: ACROSS



© 2026 Storyland Classics ✦ storylandclassics.com ✦ Free to print for your own classroom or family

✦ HANDWRITING ✦

Trace & Write

Practice writing words from the rhyme. Start at the top line and go down.

1. Trace over the gray letters. Then write the word on your own in the space beside it.

row

boat

stream

dream

2. Copy the line from the rhyme in your best handwriting.

Row, row, row your boat,

© 2026 Storyland Classics ✦ storylandclassics.com ✦ Free to print for your own classroom or family

✦ PUZZLE TIME ✦

Word Search

Find the words from the rhyme. Words go across and down. Check off each word when you find it.

Y	T	T	S	W	A	N	E	H	L
W	S	B	G	Y	V	V	Y	S	A
D	T	J	W	A	T	E	R	O	H
J	R	B	C	B	W	G	U	D	J
F	E	O	S	E	M	E	D	W	L
N	A	A	G	R	M	N	R	F	I
C	M	T	V	O	O	T	E	L	F
G	O	G	D	W	A	L	A	I	E
J	R	T	O	R	R	Y	M	L	U
G	I	W	M	D	Y	Y	A	Y	G

☆ ☆ ☆

☐ Row ☐ Boat ☐ Stream ☐ Dream ☐ Life
☐ Swan ☐ Oar ☐ Lily ☐ Water ☐ Gently

© 2026 Storyland Classics ✦ storylandclassics.com ✦ Free to print for your own classroom or family

✦ FOR GROWN-UPS ✦

Answer Key

TALK ABOUT IT

1. Gently down the stream.
2. Softly and slowly, with care.
3. Happily, cheerfully.
4. Answers will vary.

PUT THE RHYME IN ORDER

1. Row, row, row your boat,
2. Gently down the stream.
3. Merrily, merrily, merrily, merrily,
4. Life is but a dream.

RHYME TIME

1. row – snow, boat – coat, stream – cream, down – crown
2. stream, team, cream, beam
3. boat, stream, Merrily, dream

COUNT THE WORDS

Row your boat. = 3, down the stream = 3, a white swan = 3, Life is a dream. = 4, Row, row, row! = 3

WORD SEARCH

Y	T	T	S	W	A	N	E	H	L
W	S	B	G	Y	V	V	Y	S	A
D	T	J	W	A	T	E	R	O	H
J	R	B	C	B	W	G	U	D	J
F	E	O	S	E	M	E	D	W	L
N	A	A	G	R	M	N	R	F	I
C	M	T	V	O	O	T	E	L	F
G	O	G	D	W	A	L	A	I	E
J	R	T	O	R	R	Y	M	L	U
G	I	W	M	D	Y	Y	A	Y	G

BRING THE RHYME HOME

Watch the read-aloud at *storylandclassics.com/row*, and find more nursery rhymes, stories, poems and free guides at **storylandclassics.com**.

Extend the fun: float paper or cork boats in a tub of water, sing the song in a round, or row to the beat on the floor with a partner.

Love this free pack? Please subscribe to our YouTube channel **@StorylandClassics** to help us keep making them free for everyone! Scan the code or visit *storylandclassics.com/youtube*.

KINDERGARTEN SKILLS IN THIS PACK

- **Listening & rhyme:** recognize rhyming words; count the words in a phrase (CCSS RF.K.2, RF.K.2a)
- **Print concepts:** left-to-right, top-to-bottom tracking; put the rhyme's lines in order (RF.K.1a)
- **Pre-writing & handwriting:** pinch grip, lines, circles and diagonals, tracing and copying letters (L.K.1a)
- **Position words:** left, right, next to, in front of in the craft directions (L.K.1e)
- **Speaking & listening:** talk-about-it questions after the read-aloud (SL.K.2, RL.K.10)

These activities support kindergarten skills like those practiced in CKLA Kindergarten Skills Unit 1. Storyland Classics is not affiliated with Amplify or the Core Knowledge Foundation.

© 2026 Storyland Classics ✦ storylandclassics.com ✦ Free to print for your own classroom or family