STORYLAND CLASSICS

FREE PRINTABLE ACTIVITY PACK

Rock-a-Bye Baby

A traditional Mother Goose nursery rhyme



For ages 4–8 ✦ Pre-K through 2nd grade

INSIDE THIS PACK

The Rhyme & Talk About It 2
Coloring Page 3
Cut & Paste Craft 4
Craft Background 5
Put the Rhyme in Order 6
Rhyme Time 7
Count the Words 8
Pencil Warm-Ups 9
Trace & Write 10
Word Search 11
Answer Key 12

© 2026 Storyland Classics ✦ storylandclassics.com ✦ Free to print for your own classroom or family

✦ THE RHYME ✦

Rock-a-Bye Baby

One of the best-known lullabies in English, sung softly to babies for hundreds of years



Rock-a-bye, baby, on the tree top,
When the wind blows the cradle will rock;
When the bough breaks the cradle will fall,
And down will come baby, cradle and all.

Listen along. Scan to watch the Storyland Classics read-aloud, or visit *storylandclassics.com/rockabye*. Say the rhyme together until children can join in on every line.

TALK ABOUT IT

1. Where is the baby's cradle?
2. What makes the cradle rock?
3. A *bough* is a big tree branch. What happens when the bough breaks?
4. Look at the pictures. Where is the baby sleeping safe and sound at the end?

ROCK AND SING

Cradle a doll or stuffed animal in your arms. Rock it gently side to side as you sing the lullaby softly, then tuck it in for a nap. Can you sing it in a whisper?

> **Rhyme tip:** It's a lullaby, so sing it slowly and quietly. It makes a calm transition before rest time.

© 2026 Storyland Classics ✦ storylandclassics.com ✦ Free to print for your own classroom or family

✦ COLOR IT ✦

Rock-a-Bye, Baby

Color the sleeping baby, the cradle, the blossom tree, the smiling moon and the stars.



© 2026 Storyland Classics ✦ storylandclassics.com ✦ Free to print for your own classroom or family

✦ CUT & PASTE CRAFT ✦

Rock-a-Bye, Baby

Color the pieces and cut them out. Then paste them in the night scene on the next page.



Tree

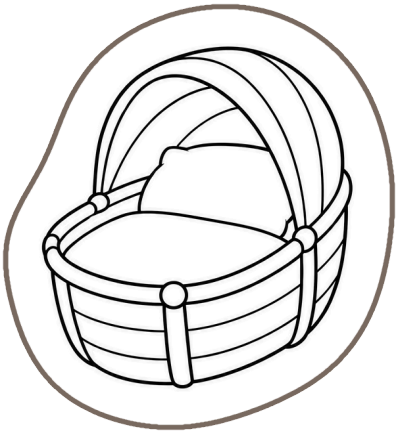

Cradle



Baby



Moon



Star



Star



Flower

© 2026 Storyland Classics ✦ storylandclassics.com ✦ Free to print for your own classroom or family

✦ CUT & PASTE CRAFT ✦

Safe and Sound

*Paste the tree on the **left**. Tuck the baby **inside** the cradle, and paste the cradle **on** a branch, or safe **under** the tree. Put the moon and stars **in** the sky.*



© 2026 Storyland Classics ✦ storylandclassics.com ✦ Free to print for your own classroom or family

✦ READING FUN ✦

Put the Rhyme in Order

Cut out the four lines. Say the rhyme, then paste each line in the right box.

1

2

3

4

✂ - - - - - - - - - - - - - - - - - cut on the dotted lines - - - - - - - - - - - - - - - - -



When the bough breaks the cradle will fall,



Rock-a-bye, baby, on the tree top,



And down will come baby, cradle and all.



When the wind blows the cradle will rock;

Need a hint? The picture on each strip matches that line.

© 2026 Storyland Classics ✦ storylandclassics.com ✦ Free to print for your own classroom or family

✦ RHYME TIME ✦

Words That Rhyme

Rhyming words sound the same at the end, like top and rock, or fall and all.

1. These words are from the rhyme. Draw a line from each word to the picture that rhymes with it. *(Grown-ups: read the words aloud.)*

top	 ball
rock	 pie
fall	 mop
bye	 sock

2. Circle the words that rhyme with *fall*.

all tree ball tall wind wall

3. Finish the rhyme. Write a word from the box on each line.

top rock fall all

Rock-a-bye, baby, on the tree _____ ,
When the wind blows the cradle will _____ ;
When the bough breaks the cradle will _____ ,
And down will come baby, cradle and _____ .

© 2026 Storyland Classics ✦ storylandclassics.com ✦ Free to print for your own classroom or family

✦ LISTEN & COUNT ✦

Count the Words

Words are the pieces of what we say. How many words can you hear?

Say each one out loud. Clap once for every word. Color one box for each clap, then write how many words you heard.

Rock-a-bye, baby.



= ___ words

on the tree top



= ___ words

The wind blows.



= ___ words

The cradle will rock.



= ___ words

cradle and all



= ___ words

© 2026 Storyland Classics ✦ storylandclassics.com ✦ Free to print for your own classroom or family

✦ READY TO WRITE ✦

Pencil Warm-Ups

Hold your pencil with a pinch grip: thumb and pointer finger pinch, middle finger underneath.

Start at the **green dot**. Trace each dotted line with your pencil. Go from left to right, and from top to bottom.

ROCKING CRADLE: WAVY LINES



MOON AND STARS: ROUND AND ROUND



TREE TRUNK: STRAIGHT DOWN



BLOWING WIND: ZIG AND ZAG



© 2026 Storyland Classics ✦ storylandclassics.com ✦ Free to print for your own classroom or family

✦ HANDWRITING ✦

Trace & Write

Practice writing words from the rhyme. Start at the top line and go down.

1. Trace over the gray letters. Then write the word on your own in the space beside it.

baby

rock

tree

all

2. Copy the line from the rhyme in your best handwriting.

Rock-a-bye, baby,

© 2026 Storyland Classics ✦ storylandclassics.com ✦ Free to print for your own classroom or family

✦ PUZZLE TIME ✦

Word Search

Find the words from the rhyme. Words go across and down. Check off each word when you find it.

O	F	U	C	R	O	S	W	T	Y
S	A	R	R	B	A	B	Y	B	S
J	L	F	A	W	I	N	D	B	O
N	L	Y	D	R	T	A	S	H	O
W	M	V	L	M	R	S	C	E	D
C	O	H	E	F	E	L	B	Y	E
H	O	R	E	M	E	E	O	G	F
Y	N	O	V	W	U	E	U	T	R
M	J	C	M	S	S	P	G	R	R
O	R	K	T	O	P	N	H	M	T

☆ ☆ ☆

☐ Rock ☐ Baby ☐ Tree ☐ Top ☐ Wind

☐ Cradle ☐ Bough ☐ Fall ☐ Moon ☐ Sleep

© 2026 Storyland Classics ✦ storylandclassics.com ✦ Free to print for your own classroom or family

✦ FOR GROWN-UPS ✦

Answer Key

TALK ABOUT IT

1. On the tree top.
2. The wind.
3. The cradle falls down.
4. Answers will vary. (In the soft flowers under the tree.)

PUT THE RHYME IN ORDER

1. Rock-a-bye, baby, on the tree top,
2. When the wind blows the cradle will rock;
3. When the bough breaks the cradle will fall,
4. And down will come baby, cradle and all.

RHYME TIME

1. top – mop, rock – sock, fall – ball, bye – pie
2. all, ball, tall, wall
3. top, rock, fall, all

COUNT THE WORDS

Rock-a-bye, baby. = 2, on the tree top = 4, The wind blows. = 3, The cradle will rock. = 4, cradle and all = 3

WORD SEARCH

O	F	U	C	R	O	S	W	T	Y
S	A	R	R	B	A	B	Y	B	S
J	L	F	A	W	I	N	D	B	O
N	L	Y	D	R	T	A	S	H	O
W	M	V	L	M	R	S	C	E	D
C	O	H	E	F	E	L	B	Y	E
H	O	R	E	M	E	E	O	G	F
Y	N	O	V	W	U	E	U	T	R
M	J	C	M	S	S	P	G	R	R
O	R	K	T	O	P	N	H	M	T

BRING THE RHYME HOME

Watch the read-aloud at *storylandclassics.com/rockabye*, and find more nursery rhymes, stories, poems and free guides at **storylandclassics.com**.

Extend the fun: rock a doll to sleep while singing, make a shoebox cradle for a stuffed animal, or listen to the wind outside and talk about what it moves.

Love this free pack? Please subscribe to our YouTube channel **@StorylandClassics** to help us keep making them free for everyone! Scan the code or visit *storylandclassics.com/youtube*.

KINDERGARTEN SKILLS IN THIS PACK

- **Listening & rhyme:** recognize rhyming words; count the words in a phrase (CCSS RF.K.2, RF.K.2a)
- **Print concepts:** left-to-right, top-to-bottom tracking; put the rhyme's lines in order (RF.K.1a)
- **Pre-writing & handwriting:** pinch grip, lines, circles and diagonals, tracing and copying letters (L.K.1a)
- **Position words:** left, right, next to, in front of in the craft directions (L.K.1e)
- **Speaking & listening:** talk-about-it questions after the read-aloud (SL.K.2, RL.K.10)

These activities support kindergarten skills like those practiced in CKLA Kindergarten Skills Unit 1. Storyland Classics is not affiliated with Amplify or the Core Knowledge Foundation.

© 2026 Storyland Classics ✦ storylandclassics.com ✦ Free to print for your own classroom or family