STORYLAND CLASSICS

FREE PRINTABLE ACTIVITY PACK

Peter Piper

A traditional Mother Goose nursery rhyme



For ages 4–8 ✦ Pre-K through 2nd grade

INSIDE THIS PACK

The Rhyme & Talk About It 2

Coloring Page 3

Cut & Paste Craft 4

Put the Rhyme in Order 5

Sound Time 6

Count the Words 7

Pencil Warm-Ups 8

Trace & Write 9

Word Search 10

Answer Key 11

© 2026 Storyland Classics ✦ storylandclassics.com ✦ Free to print for your own classroom or family

✦ THE RHYME ✦

Peter Piper

A Mother Goose tongue twister, first printed in 1813, packed with the /p/ sound



Peter Piper picked a peck of pickled peppers;
A peck of pickled peppers Peter Piper picked;
If Peter Piper picked a peck of pickled peppers,
Where's the peck of pickled peppers Peter Piper picked?

Listen along. Scan to watch the Storyland Classics read-aloud, or visit *storylandclassics.com/piper*. Say the rhyme together until children can join in on every line.

TALK ABOUT IT

1. What did Peter Piper pick?
2. A *peck* is a basket-sized amount. How many peppers do you think fit in a peck?
3. Which sound do you hear again and again? Say it with me: /p/, /p/, /p/!
4. Where do you think the peppers went?

TRY THE TWISTER

Say the rhyme very slowly, then a little faster, then as fast as you can! Put a hand in front of your mouth and feel the little puff of air on every /p/.

> **Rhyme tip:** It's a tongue twister, so stumbles are part of the fun. Laugh, slow down and try again.

© 2026 Storyland Classics ✦ storylandclassics.com ✦ Free to print for your own classroom or family

✦ COLOR IT ✦

Peter Piper's Peppers

Color Peter Piper, his basket of peppers, the pepper plant and the pickle jars.



© 2026 Storyland Classics ✦ storylandclassics.com ✦ Free to print for your own classroom or family

✦ CUT & PASTE CRAFT ✦

Fill Peter's Basket

*Color the pieces and cut them out. Paste Peter Piper on the **left** of the basket. Paste the peppers **inside** the basket, the plant on the **right**, and the jar **next to** the plant. How many peppers did you pick?*



✂ - - - - - - - - - - - - - - cut out the pieces below - - - - - - - - - - - - - -



Peter Piper



Pepper plant



Pickle jar



Pepper



Pepper



Pepper



Pepper



Pepper

© 2026 Storyland Classics ✦ storylandclassics.com ✦ Free to print for your own classroom or family

✦ READING FUN ✦

Put the Rhyme in Order

Cut out the four lines. Say the rhyme, then paste each line in the right box.

1

2

3

4

✂ - - - - - - - - - - - - - - - - - cut on the dotted lines - - - - - - - - - - - - - - - - -



If Peter Piper picked a peck of pickled peppers,



Peter Piper picked a peck of pickled peppers;



Where’s the peck of pickled peppers Peter Piper picked?



A peck of pickled peppers Peter Piper picked;

Need a hint? The picture on each strip matches that line.

© 2026 Storyland Classics ✦ storylandclassics.com ✦ Free to print for your own classroom or family

✦ SOUND TIME ✦

The /p/ Sound

Peter Piper is full of words that start with /p/: Peter, Piper, picked, peck, pickled, peppers.

1. Say each picture's name. Circle the pictures that start with /p/ like *Peter*. *(Grown-ups: read the words aloud.)*



2. Circle every **P** and **p** in the twister.

Peter Piper picked *a* peck of pickled peppers.

3. Finish the twister. Write a word from the box on each line.

Piper	peck	pickled	peppers

Peter _____ picked a

_____ of _____ _____ .

© 2026 Storyland Classics ✦ storylandclassics.com ✦ Free to print for your own classroom or family

✦ LISTEN & COUNT ✦

Count the Words

Words are the pieces of what we say. How many words can you hear?

Say each one out loud. Clap once for every word. Color one box for each clap, then write how many words you heard.

Peter Piper picked.



= ___ words

a peck of peppers



= ___ words

pickled peppers



= ___ words

Where are the peppers?



= ___ words

a big basket



= ___ words

© 2026 Storyland Classics ✦ storylandclassics.com ✦ Free to print for your own classroom or family

✦ READY TO WRITE ✦

Pencil Warm-Ups

Hold your pencil with a pinch grip: thumb and pointer finger pinch, middle finger underneath.

Start at the **green dot**. Trace each dotted line with your pencil. Go from left to right, and from top to bottom.

PEPPERS: CURVY LINES



BASKET WEAVE: ZIG AND ZAG



PEPPER PLANT STEMS: STRAIGHT DOWN



JAR LIDS: ROUND AND ROUND



© 2026 Storyland Classics ✦ storylandclassics.com ✦ Free to print for your own classroom or family

✦ HANDWRITING ✦

Trace & Write

Practice writing words from the rhyme. Start at the top line and go down.

1. Trace over the gray letters. Then write the word on your own in the space beside it.

Peter

pick

peck

pepper

2. Copy the line from the rhyme in your best handwriting.

Peter Piper picked a peck

© 2026 Storyland Classics ✦ storylandclassics.com ✦ Free to print for your own classroom or family

✦ PUZZLE TIME ✦

Word Search

Find the words from the rhyme. Words go across and down. Check off each word when you find it.

R	Y	T	H	S	I	S	T	T	M
P	E	P	P	E	R	S	R	R	P
M	V	U	R	S	H	R	L	F	I
P	E	C	K	W	P	E	I	B	C
S	J	J	T	U	I	D	P	A	K
T	T	J	A	R	P	Y	E	S	L
W	V	O	J	G	E	S	T	K	E
T	M	W	C	L	R	A	E	E	D
G	P	L	A	N	T	D	R	T	B
V	P	I	C	K	E	D	Y	B	I

☆ ☆ ☆

☐ Peter ☐ Piper ☐ Picked ☐ Peck ☐ Peppers

☐ Pickled ☐ Basket ☐ Jar ☐ Plant ☐ Red

© 2026 Storyland Classics ✦ storylandclassics.com ✦ Free to print for your own classroom or family

✦ FOR GROWN-UPS ✦

Answer Key

TALK ABOUT IT

1. A peck of pickled peppers.
2. Answers will vary. (A peck is about a big basketful!)
3. The /p/ sound.
4. Answers will vary.

PUT THE RHYME IN ORDER

1. Peter Piper picked a peck of pickled peppers;
2. A peck of pickled peppers Peter Piper picked;
3. If Peter Piper picked a peck of pickled peppers,
4. Where's the peck of pickled peppers Peter Piper picked?

SOUND TIME

1. pan, pie, pear (start with /p/); cat, moon, bee, fish and smile do not.
2. There are 9: Peter (1), Piper (2), picked (1), peck (1), pickled (1), peppers (3).
3. Piper; peck, pickled, peppers

COUNT THE WORDS

Peter Piper picked. = 3, a peck of peppers = 4, pickled peppers = 2, Where are the peppers? = 4, a big basket = 3

WORD SEARCH

R	Y	T	H	S	I	S	T	T	M
P	E	P	P	E	R	S	R	R	P
M	V	U	R	S	H	R	L	F	I
P	E	C	K	W	P	E	I	B	C
S	J	J	T	U	I	D	P	A	K
T	T	J	A	R	P	Y	E	S	L
W	V	O	J	G	E	S	T	K	E
T	M	W	C	L	R	A	E	E	D
G	P	L	A	N	T	D	R	T	B
V	P	I	C	K	E	D	Y	B	I

BRING THE RHYME HOME

Watch the read-aloud at *storylandclassics.com/piper*, and find more nursery rhymes, stories, poems and free guides at **storylandclassics.com**.

Extend the fun: go on a /p/ hunt around the house (pan, pillow, pencil…), count real peppers at the store, or make up a new twister for your own name.

Love this free pack? Please subscribe to our YouTube channel **@StorylandClassics** to help us keep making them free for everyone! Scan the code or visit *storylandclassics.com/youtube*.

KINDERGARTEN SKILLS IN THIS PACK

- **Listening & rhyme:** recognize rhyming words; count the words in a phrase (CCSS RF.K.2, RF.K.2a)
- **Print concepts:** left-to-right, top-to-bottom tracking; put the rhyme's lines in order (RF.K.1a)
- **Pre-writing & handwriting:** pinch grip, lines, circles and diagonals, tracing and copying letters (L.K.1a)
- **Position words:** left, right, next to, in front of in the craft directions (L.K.1e)
- **Speaking & listening:** talk-about-it questions after the read-aloud (SL.K.2, RL.K.10)

These activities support kindergarten skills like those practiced in CKLA Kindergarten Skills Unit 1. Storyland Classics is not affiliated with Amplify or the Core Knowledge Foundation.

© 2026 Storyland Classics ✦ storylandclassics.com ✦ Free to print for your own classroom or family