STORYLAND CLASSICS

FREE PRINTABLE ACTIVITY PACK

Pease Porridge Hot

A traditional Mother Goose nursery rhyme



For ages 4–8 ✦ Pre-K through 2nd grade

INSIDE THIS PACK

The Rhyme & Talk About It 2

Coloring Page 3

Cut & Paste Craft 4

Craft Background 5

Put the Rhyme in Order 6

Rhyme Time 7

Count the Words 8

Pencil Warm-Ups 9

Trace & Write 10

Word Search 11

Answer Key 12

© 2026 Storyland Classics ✦ storylandclassics.com ✦ Free to print for your own classroom or family

✦ THE RHYME ✦

Pease Porridge Hot

A Mother Goose clapping rhyme about a big pot of pea porridge



Pease porridge hot,
Pease porridge cold,
Pease porridge in the pot,
Nine days old.

Some like it hot,
Some like it cold,
Some like it in the pot,
Nine days old.

Listen along. Scan to watch the Storyland Classics read-aloud, or visit *storylandclassics.com/pease*. Say the rhyme together until children can join in on every line.

TALK ABOUT IT

1. What is in the pot? (*Pease porridge* is a thick soup made from peas.)
2. Some like it hot and some like it cold. How do you like your soup?
3. How old is the porridge? Would you eat porridge that is nine days old?
4. What foods do you like hot? What foods do you like cold?

CLAP IT

Face a partner. Clap your own hands, then pat your partner's hands, faster and faster: "Pease porridge HOT (clap), pease porridge COLD (pat)…" Try it slow, then speedy!

> **Rhyme tip:** Talk about opposites: hot and cold, old and new, full and empty. The rhyme is a great way into opposite words.

© 2026 Storyland Classics ✦ storylandclassics.com ✦ Free to print for your own classroom or family

✦ COLOR IT ✦

A Pot of Porridge

Color the grandmother stirring the pot, the little girl, the bowl of porridge and the cat.



© 2026 Storyland Classics ✦ storylandclassics.com ✦ Free to print for your own classroom or family

✦ CUT & PASTE CRAFT ✦

Pease Porridge in the Pot

Color the pieces and cut them out on the outlines. Then paste them in the kitchen on the next page.



Grandmother



Little girl



Pot



Spoon



Bowl



Cat

© 2026 Storyland Classics ✦ storylandclassics.com ✦ Free to print for your own classroom or family

✦ CUT & PASTE CRAFT ✦

In the Kitchen

*Paste the pot **by** the fireplace with the spoon **in** it. Put Grandmother **next to** the pot, stirring. Paste the little girl on the **right** with her bowl, and the cat **under** the window.*

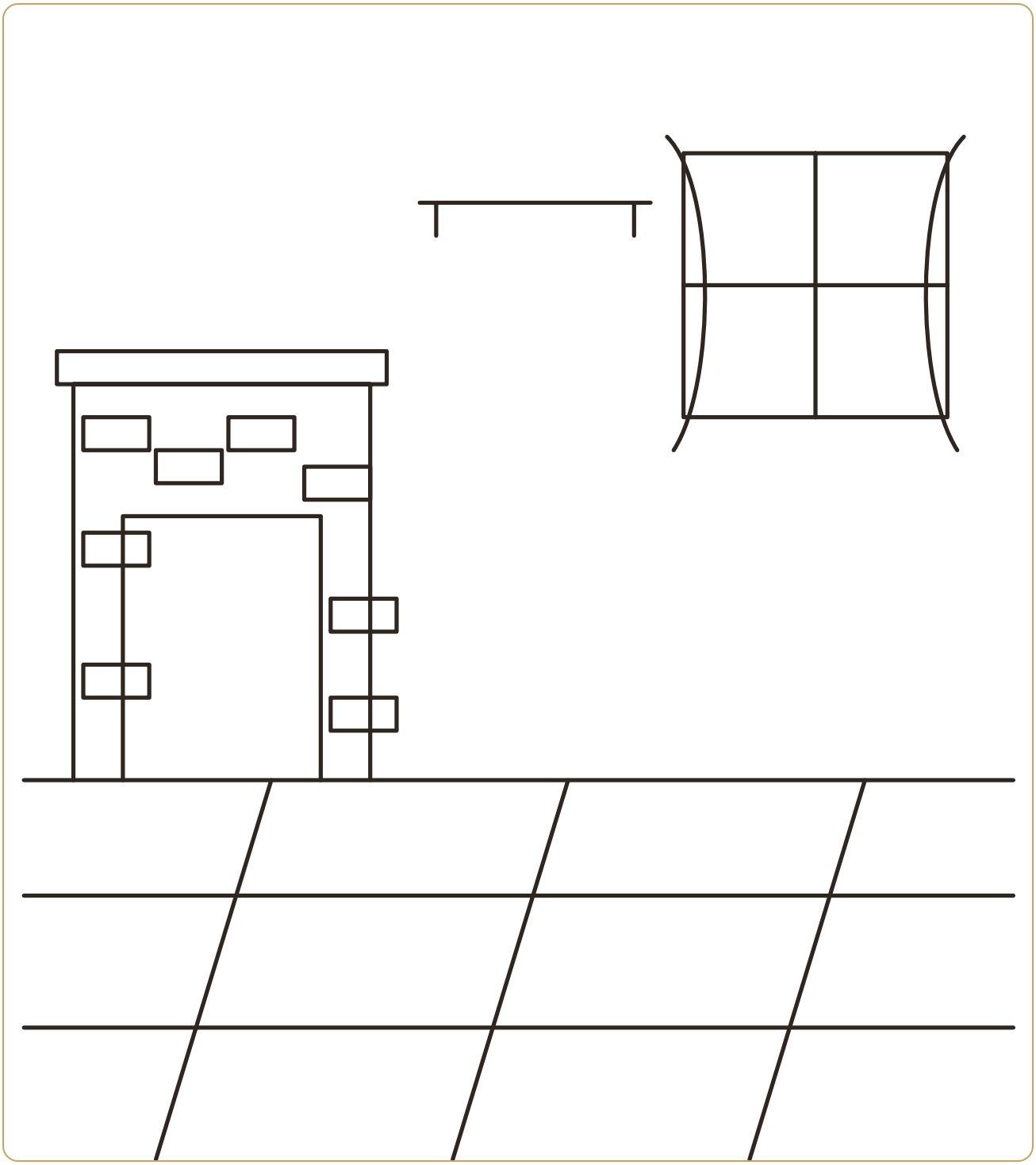

© 2026 Storyland Classics ✦ storylandclassics.com ✦ Free to print for your own classroom or family

✦ READING FUN ✦

Put the Rhyme in Order

Cut out the four lines. Say the rhyme, then paste each line in the right box.

1

2

3

4

✂ - - - - - - - - - - - - - - - - - cut on the dotted lines - - - - - - - - - - - - - - - - -



Pease porridge in the pot,



Pease porridge hot,



Nine days old.



Pease porridge cold,

Need a hint? The picture on each strip matches that line.

© 2026 Storyland Classics ✦ storylandclassics.com ✦ Free to print for your own classroom or family

✦ RHYME TIME ✦

Words That Rhyme

Rhyming words sound the same at the end, like hot and pot, or cold and old.

1. These words are from the rhyme. Draw a line from each word to the picture that rhymes with it. *(Grown-ups: read the words aloud.)*

hot	 gold
cold	 pot
nine	 hay
days	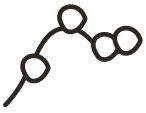 vine

2. Opposites! Draw a line from each word to its opposite.

hot	new
old	little
full	cold
big	empty

© 2026 Storyland Classics ✦ storylandclassics.com ✦ Free to print for your own classroom or family

✦ LISTEN & COUNT ✦

Count the Words

Words are the pieces of what we say. How many words can you hear?

Say each one out loud. Clap once for every word. Color one box for each clap, then write how many words you heard.

Pease porridge hot



= ___ words

Some like it cold.



= ___ words

in the pot



= ___ words

nine days old



= ___ words

Some like it hot!



= ___ words

© 2026 Storyland Classics ✦ storylandclassics.com ✦ Free to print for your own classroom or family

✦ READY TO WRITE ✦

Pencil Warm-Ups

Hold your pencil with a pinch grip: thumb and pointer finger pinch, middle finger underneath.

Start at the **green dot**. Trace each dotted line with your pencil. Go from left to right, and from top to bottom.

STEAM FROM THE POT: WAVY LINES



PEAS: ROUND AND ROUND



STIRRING SPOON: STRAIGHT DOWN



FIRE FLAMES: ZIG AND ZAG



© 2026 Storyland Classics ✦ storylandclassics.com ✦ Free to print for your own classroom or family

✦ HANDWRITING ✦

Trace & Write

Practice writing words from the rhyme. Start at the top line and go down.

1. Trace over the gray letters. Then write the word on your own in the space beside it.

hot

cold

pot

old

2. Copy the line from the rhyme in your best handwriting.

Pease porridge hot,

© 2026 Storyland Classics ✦ storylandclassics.com ✦ Free to print for your own classroom or family

✦ PUZZLE TIME ✦

Word Search

Find the words from the rhyme. Words go across and down. Check off each word when you find it.

P	O	R	R	I	D	G	E	T	D
C	D	T	N	I	N	E	A	U	S
N	E	D	L	Y	J	T	L	W	N
S	B	P	O	T	P	E	A	S	E
A	D	S	P	O	O	N	C	C	H
Y	A	J	F	L	H	T	O	A	O
E	Y	D	U	E	B	J	L	H	T
B	S	F	F	J	R	W	D	M	A
R	I	L	N	G	U	I	H	U	N
H	A	T	D	F	B	O	W	L	D

☆ ☆ ☆

☐ Pease ☐ Porridge ☐ Hot ☐ Cold ☐ Pot

☐ Nine ☐ Days ☐ Old ☐ Bowl ☐ Spoon

© 2026 Storyland Classics ✦ storylandclassics.com ✦ Free to print for your own classroom or family

✦ FOR GROWN-UPS ✦

Answer Key

TALK ABOUT IT

1. Pease porridge, a soup made from peas.
2. Answers will vary.
3. Nine days old. No, yuck!
4. Answers will vary.

PUT THE RHYME IN ORDER

1. Pease porridge hot,
2. Pease porridge cold,
3. Pease porridge in the pot,
4. Nine days old.

These are the four lines of the first verse.

RHYME TIME

1. hot – pot, cold – gold, nine – vine, days – hay
2. hot – cold, old – new, full – empty, big – little

COUNT THE WORDS

Pease porridge hot = 3, Some like it cold. = 4, in the pot = 3, nine days old = 3, Some like it hot! = 4

WORD SEARCH

P	O	R	R	I	D	G	E	T	D
C	D	T	N	I	N	E	A	U	S
N	E	D	L	Y	J	T	L	W	N
S	B	P	O	T	P	E	A	S	E
A	D	S	P	O	O	N	C	C	H
Y	A	J	F	L	H	T	O	A	O
E	Y	D	U	E	B	J	L	H	T
B	S	F	F	J	R	W	D	M	A
R	I	L	N	G	U	I	H	U	N
H	A	T	D	F	B	O	W	L	D

BRING THE RHYME HOME

Watch the read-aloud at *storylandclassics.com/pease*, and find more nursery rhymes, stories, poems and free guides at **storylandclassics.com**.

Extend the fun: taste warm and cold foods and sort them, cook pea soup together, or play the clapping game at different speeds.

Love this free pack? Please subscribe to our YouTube channel **@StorylandClassics** to help us keep making them free for everyone! Scan the code or visit *storylandclassics.com/youtube*.

KINDERGARTEN SKILLS IN THIS PACK

- **Listening & rhyme:** recognize rhyming words; count the words in a phrase (CCSS RF.K.2, RF.K.2a)
- **Print concepts:** left-to-right, top-to-bottom tracking; put the rhyme's lines in order (RF.K.1a)
- **Pre-writing & handwriting:** pinch grip, lines, circles and diagonals, tracing and copying letters (L.K.1a)
- **Position words:** left, right, next to, in front of in the craft directions (L.K.1e)
- **Speaking & listening:** talk-about-it questions after the read-aloud (SL.K.2, RL.K.10)

These activities support kindergarten skills like those practiced in CKLA Kindergarten Skills Unit 1. Storyland Classics is not affiliated with Amplify or the Core Knowledge Foundation.

© 2026 Storyland Classics ✦ storylandclassics.com ✦ Free to print for your own classroom or family