STORYLAND CLASSICS

FREE PRINTABLE ACTIVITY PACK

Pat-a-Cake

A traditional Mother Goose nursery rhyme



For ages 4–8 ✦ Pre-K through 2nd grade

INSIDE THIS PACK

The Rhyme & Talk About It 2

Coloring Page 3

Cut & Paste: The Bakery 4

Bakery Background 5

Coloring Page: Cake for Baby 6

Cut & Paste: Cake for Baby 7

Put the Rhyme in Order 8

Rhyme Time 9

Count the Words 10

Pencil Warm-Ups 11

Trace & Write 12

Word Search 13

Answer Key 14

© 2026 Storyland Classics ✦ storylandclassics.com ✦ Free to print for your own classroom or family

✦ THE RHYME ✦

Pat-a-Cake

One of the oldest clapping rhymes in English, first printed in 1698



Pat-a-cake, pat-a-cake, baker's man,
Bake me a cake as fast as you can;
Pat it and prick it, and mark it with B,
And put it in the oven for Baby and me.

Listen along. Scan to watch the Storyland Classics read-aloud, or visit *storylandclassics.com/patacake*. Say the rhyme together until children can join in on every line.

TALK ABOUT IT

1. Who is baking the cake?
2. What letter does he mark on the cake? What sound does *B* make?
3. Who is the cake for?
4. If you could bake a cake, what letter would you mark on it?

CLAP IT

Sit facing a partner. Clap your own hands, then pat your partner's hands on every beat. On "pat it and prick it," pat your palm and poke it with a finger, then draw a big B in the air!

> **Rhyme tip:** For babies and toddlers, gently clap their hands for them and trace a B on their tummy at the end. Swap the B for your child's first letter and name.

© 2026 Storyland Classics ✦ storylandclassics.com ✦ Free to print for your own classroom or family

✦ COLOR IT ✦

The Baker's Man

Color the baker, his brick oven, the warm buns, the cake and the mixing bowl.



© 2026 Storyland Classics ✦ storylandclassics.com ✦ Free to print for your own classroom or family

✦ CUT & PASTE CRAFT ✦

In the Bakery

Color the pieces and cut them out. Then paste them in the kitchen on the next page.



Baker



Oven



Table

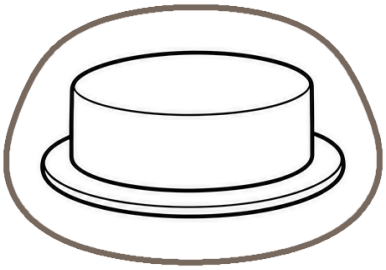

Cake

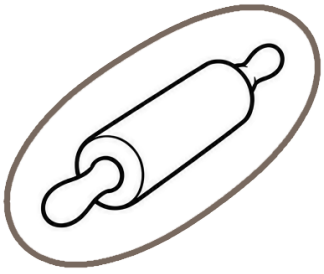

Rolling pin



Bowl

© 2026 Storyland Classics ✦ storylandclassics.com ✦ Free to print for your own classroom or family

✦ CUT & PASTE CRAFT ✦

The Baker's Kitchen

*Paste the oven on the **left** and the table in the **middle**. Put the cake, the bowl and the rolling pin **on** the table, and the baker **behind** it. Then draw a big **B** on the cake!*

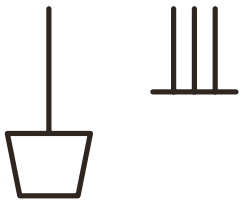

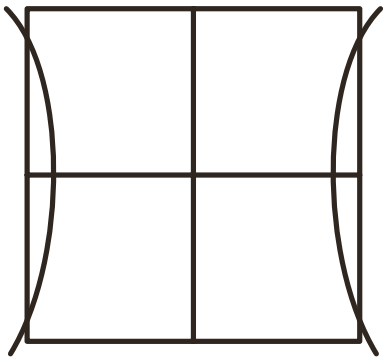



© 2026 Storyland Classics ✦ storylandclassics.com ✦ Free to print for your own classroom or family

✦ COLOR IT ✦

A Cake for Baby and Me

Color the mother, the happy baby and the cake marked with B. What color is the frosting?



© 2026 Storyland Classics ✦ storylandclassics.com ✦ Free to print for your own classroom or family

✦ CUT & PASTE CRAFT ✦

Cake for Baby and Me

*Color the pieces and cut them out. Paste the cake and the teacup **on** the table. Put the mother on the **left** and the baby in the high chair on the **right**. Paste the window **above** the table.*



✂ - - - - - - - - - - - - - - cut out the pieces below - - - - - - - - - - - - - -



Mother



Baby



B cake



Teacup



Window

© 2026 Storyland Classics ✦ storylandclassics.com ✦ Free to print for your own classroom or family

✦ READING FUN ✦

Put the Rhyme in Order

Cut out the four lines. Say the rhyme, then paste each line in the right box.

1

2

3

4

✂ - - - - - - - - - - - - - - - - - cut on the dotted lines - - - - - - - - - - - - - - - - -



Pat it and prick it, and mark it with B,



Pat-a-cake, pat-a-cake, baker's man,



And put it in the oven for Baby and me.



Bake me a cake as fast as you can;

Need a hint? The picture on each strip matches that line.

© 2026 Storyland Classics ✦ storylandclassics.com ✦ Free to print for your own classroom or family

✦ RHYME TIME ✦

Words That Rhyme

Rhyming words sound the same at the end, like man and can, or B and me.

1. These words are from the rhyme. Draw a line from each word to the picture that rhymes with it. *(Grown-ups: read the words aloud.)*

man	 bee
cake	 pan
B	 tree
me	 snake

2. Circle the words that rhyme with *cake*.

bake man lake B make rake

3. Finish the rhyme. Write a word from the box on each line.

man can B me

Pat-a-cake, pat-a-cake, baker's _____ ,

Bake me a cake as fast as you _____ ;

Pat it and prick it, and mark it with _____ ,

And put it in the oven for Baby and _____ .

© 2026 Storyland Classics ✦ storylandclassics.com ✦ Free to print for your own classroom or family

✦ LISTEN & COUNT ✦

Count the Words

Words are the pieces of what we say. How many words can you hear?

Say each one out loud. Clap once for every word. Color one box for each clap, then write how many words you heard.

Bake a cake.



= ___ words

the baker's man



= ___ words

Mark it with B.



= ___ words

Put it in the oven.



= ___ words

for Baby and me



= ___ words

© 2026 Storyland Classics ✦ storylandclassics.com ✦ Free to print for your own classroom or family

✦ READY TO WRITE ✦

Pencil Warm-Ups

Hold your pencil with a pinch grip: thumb and pointer finger pinch, middle finger underneath.

Start at the **green dot**. Trace each dotted line with your pencil. Go from left to right, and from top to bottom.

OVEN BRICKS: ACROSS



ROUND CAKES: ROUND AND ROUND



OVEN FLAMES: ZIG AND ZAG



ROLLING PINS: STRAIGHT DOWN



© 2026 Storyland Classics ✦ storylandclassics.com ✦ Free to print for your own classroom or family

✦ HANDWRITING ✦

Trace & Write

Practice writing words from the rhyme. Start at the top line and go down.

1. Trace over the gray letters. Then write the word on your own in the space beside it.

Bb

cake

bake

Baby

2. Copy the line from the rhyme in your best handwriting.

Bake me a cake

© 2026 Storyland Classics ✦ storylandclassics.com ✦ Free to print for your own classroom or family

✦ PUZZLE TIME ✦

Word Search

Find the words from the rhyme. Words go across and down. Check off each word when you find it.

P	M	F	O	A	A	P	G	R	E
A	L	C	A	K	E	R	J	G	B
T	B	N	S	E	E	I	L	S	B
E	A	G	A	F	O	C	W	A	A
A	B	S	F	L	A	K	A	O	C
D	Y	C	A	O	C	U	M	V	A
R	V	O	D	U	U	L	A	E	W
T	N	N	N	R	M	N	N	N	H
V	B	A	K	E	R	N	F	C	A
D	S	R	Y	N	I	B	O	W	L

☆ ☆ ☆

☐ Pat ☐ Cake ☐ Baker ☐ Man ☐ Bake

☐ Oven ☐ Baby ☐ Bowl ☐ Flour ☐ Prick

© 2026 Storyland Classics ✦ storylandclassics.com ✦ Free to print for your own classroom or family

✦ FOR GROWN-UPS ✦

Answer Key

TALK ABOUT IT

1. The baker's man.
2. B. It says /b/, like baby and bake.
3. For Baby and me.
4. Answers will vary. (Try your first letter!)

PUT THE RHYME IN ORDER

1. Pat-a-cake, pat-a-cake, baker's man,
2. Bake me a cake as fast as you can;
3. Pat it and prick it, and mark it with B,
4. And put it in the oven for Baby and me.

RHYME TIME

1. man – pan, cake – snake, B – bee, me – tree
2. bake, lake, make, rake
3. man, can, B, me

COUNT THE WORDS

Bake a cake. = 3, the baker's man = 3, Mark it with B. = 4, Put it in the oven. = 5, for Baby and me = 4

WORD SEARCH

P	M	F	O	A	A	P	G	R	E
A	L	C	A	K	E	R	J	G	B
T	B	N	S	E	E	I	L	S	B
E	A	G	A	F	O	C	W	A	A
A	B	S	F	L	A	K	A	O	C
D	Y	C	A	O	C	U	M	V	A
R	V	O	D	U	U	L	A	E	W
T	N	N	N	R	M	N	N	N	H
V	B	A	K	E	R	N	F	C	A
D	S	R	Y	N	I	B	O	W	L

BRING THE RHYME HOME

Watch the read-aloud at *storylandclassics.com/patacake*, and find more nursery rhymes, stories, poems and free guides at **storylandclassics.com**.

Extend the fun: pat and roll play dough cakes and mark them with your first letter, bake real cupcakes and pipe a B on top, or hunt for things that start with /b/.

Love this free pack? Please subscribe to our YouTube channel **@StorylandClassics** to help us keep making them free for everyone! Scan the code or visit *storylandclassics.com/youtube*.

KINDERGARTEN SKILLS IN THIS PACK

- **Listening & rhyme:** recognize rhyming words; count the words in a phrase (CCSS RF.K.2, RF.K.2a)
- **Print concepts:** left-to-right, top-to-bottom tracking; put the rhyme's lines in order (RF.K.1a)
- **Pre-writing & handwriting:** pinch grip, lines, circles and diagonals, tracing and copying letters (L.K.1a)
- **Position words:** left, right, next to, in front of in the craft directions (L.K.1e)
- **Speaking & listening:** talk-about-it questions after the read-aloud (SL.K.2, RL.K.10)

These activities support kindergarten skills like those practiced in CKLA Kindergarten Skills Unit 1. Storyland Classics is not affiliated with Amplify or the Core Knowledge Foundation.

© 2026 Storyland Classics ✦ storylandclassics.com ✦ Free to print for your own classroom or family