STORYLAND CLASSICS

FREE PRINTABLE ACTIVITY PACK

One, Two, Buckle My Shoe

A traditional Mother Goose nursery rhyme



For ages 4–8 ✦ Pre-K through 2nd grade

INSIDE THIS PACK

The Rhyme & Talk About It 2
Coloring Page 3
Cut & Paste Craft 4
Craft Background 5
Put the Rhyme in Order 6
Rhyme Time 7
Count the Words 8
Pencil Warm-Ups 9
Trace & Write 10
Word Search 11
Answer Key 12

© 2026 Storyland Classics ✦ storylandclassics.com ✦ Free to print for your own classroom or family

✦ THE RHYME ✦

One, Two, Buckle My Shoe

A Mother Goose counting rhyme from the 1800s, counting all the way to ten



One, two, buckle my shoe.
Three, four, knock on the door.
Five, six, pick up sticks.
Seven, eight, make them straight.
Nine, ten, a big fat hen.

Listen along. Scan to watch the Storyland Classics read-aloud, or visit *storylandclassics.com/buckle*. Say the rhyme together until children can join in on every line.

TALK ABOUT IT

1. What did the boy do at *one, two*?
2. What did he pick up at *five, six*? What did he do with them next?
3. What came along at *nine, ten*?
4. Can you count to ten on your fingers while we say the rhyme?

ACT IT OUT

Say the rhyme and act out each part: buckle a shoe, knock on a door, pick up sticks, make them straight, then flap your arms like a big fat hen!

> **Rhyme tip:** Hold up fingers for each number. The old rhyme keeps going to twenty; save it for a counting challenge.

© 2026 Storyland Classics ✦ storylandclassics.com ✦ Free to print for your own classroom or family

✦ COLOR IT ✦

Buckling My Shoe

Color the boy, his shoes, the hen at the door and the flowers in the jug.



© 2026 Storyland Classics ✦ storylandclassics.com ✦ Free to print for your own classroom or family

✦ CUT & PASTE CRAFT ✦

One, Two, Buckle My Shoe

Color the pieces and cut them out. Then paste them by the open door on the next page.



Boy



Hen



Flower jug



Sticks

© 2026 Storyland Classics ✦ storylandclassics.com ✦ Free to print for your own classroom or family

✦ CUT & PASTE CRAFT ✦

By the Open Door

*Paste the boy on the **left** side of the door. Put the hen **in** the doorway, the jug **behind** the boy and the sticks **in front of** him.*

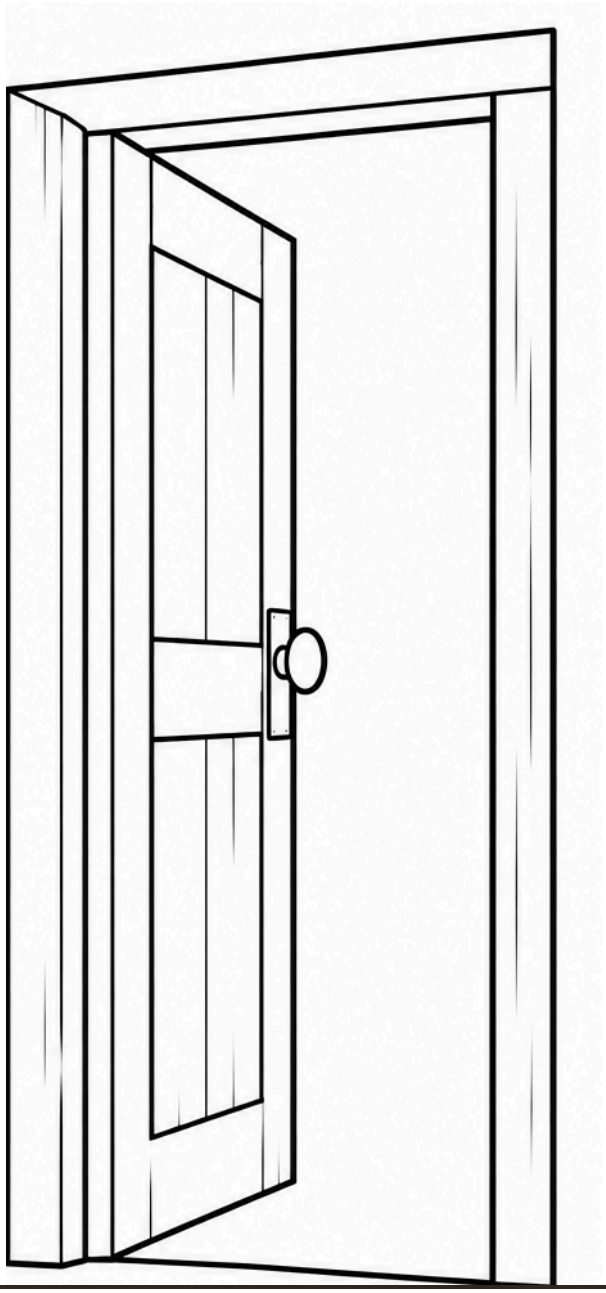

© 2026 Storyland Classics ✦ storylandclassics.com ✦ Free to print for your own classroom or family

✦ READING FUN ✦

Put the Rhyme in Order

Cut out the four lines. Say the rhyme, then paste each line in the right box.

1

2

3

4

✂ - - - - - - - - - - - - - - - - - cut on the dotted lines - - - - - - - - - - - - - - - - -



Five, six, pick up sticks.



One, two, buckle my shoe.



Seven, eight, make them straight.



Three, four, knock on the door.

Need a hint? The picture on each strip matches that line.

© 2026 Storyland Classics ✦ storylandclassics.com ✦ Free to print for your own classroom or family

✦ RHYME TIME ✦

Words That Rhyme

Rhyming words sound the same at the end, like two and shoe, or ten and hen.

1. These words are from the rhyme. Draw a line from each word to the picture that rhymes with it. *(Grown-ups: read the words aloud.)*

shoe	•	•	10 ten
door	•	•	4 four
sticks	•	•	2 two
hen	•	•	6 six

2. Circle the words that rhyme with *hen*.

ten shoe pen stick men door den

3. Finish the rhyme. Write a word from the box on each line.

shoe door sticks hen

One, two, buckle my _____ ;

Three, four, knock on the _____ ;

Five, six, pick up _____ ;

Nine, ten, a big fat _____ .

© 2026 Storyland Classics ✦ storylandclassics.com ✦ Free to print for your own classroom or family

✦ LISTEN & COUNT ✦

Count the Words

Words are the pieces of what we say. How many words can you hear?

Say each one out loud. Clap once for every word. Color one box for each clap, then write how many words you heard.

Buckle my shoe.



= ___ words

Knock on the door.



= ___ words

Pick up sticks.



= ___ words

a big fat hen



= ___ words

Make them straight.



= ___ words

© 2026 Storyland Classics ✦ storylandclassics.com ✦ Free to print for your own classroom or family

✦ READY TO WRITE ✦

Pencil Warm-Ups

Hold your pencil with a pinch grip: thumb and pointer finger pinch, middle finger underneath.

Start at the **green dot**. Trace each dotted line with your pencil. Go from left to right, and from top to bottom.

STICKS: STRAIGHT DOWN



MAKE THEM STRAIGHT: ACROSS



HEN'S EGGS: ROUND AND ROUND



SHOE LACES: ZIG AND ZAG



© 2026 Storyland Classics ✦ storylandclassics.com ✦ Free to print for your own classroom or family

✦ HANDWRITING ✦

Trace & Write

Practice writing words from the rhyme. Start at the top line and go down.

1. Trace over the gray letters. Then write the word on your own in the space beside it.

shoe

door

sticks

hen

2. Copy the line from the rhyme in your best handwriting.

One, two, buckle my shoe.

© 2026 Storyland Classics ✦ storylandclassics.com ✦ Free to print for your own classroom or family

✦ PUZZLE TIME ✦

Word Search

Find the words from the rhyme. Words go across and down. Check off each word when you find it.

A	D	V	S	I	X	T	W	O	G
G	L	B	A	C	E	F	U	A	T
T	C	U	V	S	U	O	G	O	E
C	N	C	G	Y	C	U	V	E	N
F	K	K	W	B	S	R	B	I	S
H	N	L	U	W	T	D	E	I	H
E	O	E	V	B	I	O	D	N	O
N	C	H	F	W	C	O	T	B	E
M	K	T	V	V	K	R	C	M	D
V	M	R	G	N	S	G	V	A	N

☆ ☆ ☆

☐ Shoe ☐ Door ☐ Sticks ☐ Hen ☐ Two

☐ Four ☐ Six ☐ Ten ☐ Buckle ☐ Knock

© 2026 Storyland Classics ✦ storylandclassics.com ✦ Free to print for your own classroom or family

✦ FOR GROWN-UPS ✦

Answer Key

TALK ABOUT IT

1. He buckled his shoe.
2. Sticks. He laid them straight.
3. A big fat hen.
4. Answers will vary.

PUT THE RHYME IN ORDER

1. One, two, buckle my shoe.
2. Three, four, knock on the door.
3. Five, six, pick up sticks.
4. Seven, eight, make them straight.

Tip: the numbers count up, so look for one, three, five, then seven.

RHYME TIME

1. shoe – two, door – four, sticks – six, hen – ten
2. ten, pen, men, den
3. shoe, door, sticks, hen

COUNT THE WORDS

Buckle my shoe. = 3, Knock on the door. = 4, Pick up sticks. = 3, a big fat hen = 4, Make them straight. = 3

WORD SEARCH

A	D	V	S	I	X	T	W	O	G
G	L	B	A	C	E	F	U	A	T
T	C	U	V	S	U	O	G	O	E
C	N	C	G	Y	C	U	V	E	N
F	K	K	W	B	S	R	B	I	S
H	N	L	U	W	T	D	E	I	H
E	O	E	V	B	I	O	D	N	O
N	C	H	F	W	C	O	T	B	E
M	K	T	V	V	K	R	C	M	D
V	M	R	G	N	S	G	V	A	N

BRING THE RHYME HOME

Watch the read-aloud at *storylandclassics.com/buckle*, and find more nursery rhymes, stories, poems and free guides at **storylandclassics.com**.

Extend the fun: gather ten real sticks and make them straight, count buttons or shoes in pairs, or make a number line from 1 to 10 with a picture for each verse.

Love this free pack? Please subscribe to our YouTube channel **@StorylandClassics** to help us keep making them free for everyone! Scan the code or visit *storylandclassics.com/youtube*.

KINDERGARTEN SKILLS IN THIS PACK

- **Listening & rhyme:** recognize rhyming words; count the words in a phrase (CCSS RF.K.2, RF.K.2a)
- **Print concepts:** left-to-right, top-to-bottom tracking; put the rhyme's lines in order (RF.K.1a)
- **Pre-writing & handwriting:** pinch grip, lines, circles and diagonals, tracing and copying letters (L.K.1a)
- **Position words:** left, right, next to, in front of in the craft directions (L.K.1e)
- **Speaking & listening:** talk-about-it questions after the read-aloud (SL.K.2, RL.K.10)

These activities support kindergarten skills like those practiced in CKLA Kindergarten Skills Unit 1. This rhyme also appears in CKLA Kindergarten Domain 1: Nursery Rhymes and Fables. Storyland Classics is not affiliated with Amplify or the Core Knowledge Foundation.

© 2026 Storyland Classics ✦ storylandclassics.com ✦ Free to print for your own classroom or family