STORYLAND CLASSICS

FREE PRINTABLE ACTIVITY PACK

Old Mother Goose

A traditional Mother Goose nursery rhyme



For ages 4–8 ✦ Pre-K through 2nd grade

INSIDE THIS PACK

The Rhyme & Talk About It 2

Coloring Page 3

Cut & Paste Craft 4

Craft Background 5

Put the Rhyme in Order 6

Rhyme Time 7

Count the Words 8

Pencil Warm-Ups 9

Trace & Write 10

Word Search 11

Answer Key 12

© 2026 Storyland Classics ✦ storylandclassics.com ✦ Free to print for your own classroom or family

✦ THE RHYME ✦

Old Mother Goose

The rhyme about Mother Goose herself, the storyteller behind all the nursery rhymes



Old Mother Goose,
When she wanted to wander,
Would ride through the air
On a very fine gander.

Listen along. Scan to watch the Storyland Classics read-aloud, or visit *storylandclassics.com/mothergoose*. Say the rhyme together until children can join in on every line.

TALK ABOUT IT

1. Who is Old Mother Goose?
2. How did she travel? (A *gander* is a boy goose.)
3. What does *wander* mean? Where do you think she went?
4. If you could fly on a goose, where would you go?

FLY AWAY

Spread your arms like wide goose wings. Flap slowly around the room while everyone says the rhyme together, then land softly on “gander.” Take turns being Mother Goose!

> **Rhyme tip:** This rhyme is a great opener for a nursery rhyme unit: Mother Goose is the “author” of all the rhymes children are about to learn.

© 2026 Storyland Classics ✦ storylandclassics.com ✦ Free to print for your own classroom or family

✦ COLOR IT ✦

Riding the Gander

Color Mother Goose, her fine white gander, the clouds, the little house and the flowers.



© 2026 Storyland Classics ✦ storylandclassics.com ✦ Free to print for your own classroom or family

✦ CUT & PASTE CRAFT ✦

Through the Air

Color the pieces and cut them out. Then paste them in the sky on the next page.



Gander



Mother Goose



Cloud



Cloud



House



Flower

© 2026 Storyland Classics ✦ storylandclassics.com ✦ Free to print for your own classroom or family

✦ CUT & PASTE CRAFT ✦

Over the Hills

*Paste the house at the **end** of the path, **below** the sky. Put the gander **high above** the hills, and Mother Goose **on** his back. Add the clouds **beside** them.*



© 2026 Storyland Classics ✦ storylandclassics.com ✦ Free to print for your own classroom or family

✦ READING FUN ✦

Put the Rhyme in Order

Cut out the four lines. Say the rhyme, then paste each line in the right box.

1

2

3

4

✂ - - - - - - - - - - - - - - - - - cut on the dotted lines - - - - - - - - - - - - - - - - -



Would ride through the air



Old Mother Goose,



On a very fine gander.



When she wanted to wander,

Need a hint? The picture on each strip matches that line.

© 2026 Storyland Classics ✦ storylandclassics.com ✦ Free to print for your own classroom or family

✦ RHYME TIME ✦

Words That Rhyme

Rhyming words sound the same at the end, like wander and gander.

1. These words are from the rhyme. Draw a line from each word to the picture that rhymes with it. *(Grown-ups: read the words aloud.)*

Goose	 chair
air	 bee
ride	 moose
she	 slide

2. Circle the words that rhyme with *wander*.

gander goose yonder air ponder

3. Finish the rhyme. Write a word from the box on each line.

Goose wander air gander

Old Mother _____,

When she wanted to _____,

Would ride through the _____

On a very fine _____.

© 2026 Storyland Classics ✦ storylandclassics.com ✦ Free to print for your own classroom or family

✦ LISTEN & COUNT ✦

Count the Words

Words are the pieces of what we say. How many words can you hear?

Say each one out loud. Clap once for every word. Color one box for each clap, then write how many words you heard.

Old Mother Goose

☐ ☐ ☐ ☐ ☐ ☐ = ___ words

She wanted to wander.

☐ ☐ ☐ ☐ ☐ ☐ = ___ words

through the air

☐ ☐ ☐ ☐ ☐ ☐ = ___ words

a very fine gander

☐ ☐ ☐ ☐ ☐ ☐ = ___ words

Fly away!

☐ ☐ ☐ ☐ ☐ ☐ = ___ words

© 2026 Storyland Classics ✦ storylandclassics.com ✦ Free to print for your own classroom or family

✦ READY TO WRITE ✦

Pencil Warm-Ups

Hold your pencil with a pinch grip: thumb and pointer finger pinch, middle finger underneath.

Start at the **green dot**. Trace each dotted line with your pencil. Go from left to right, and from top to bottom.

FLYING HIGH: WAVY LINES



GOOSE FEATHERS: UP AND DOWN

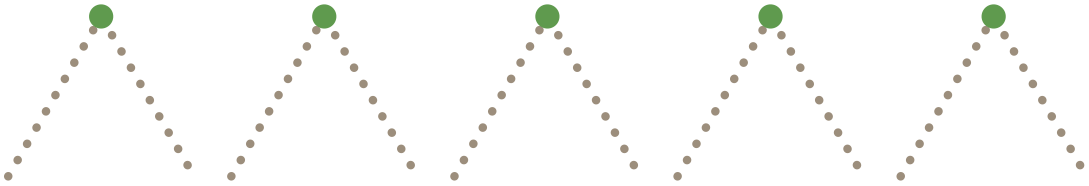

PUFFY CLOUDS: ROUND AND ROUND



RAIN FROM THE CLOUDS: STRAIGHT DOWN



© 2026 Storyland Classics ✦ storylandclassics.com ✦ Free to print for your own classroom or family

✦ HANDWRITING ✦

Trace & Write

Practice writing words from the rhyme. Start at the top line and go down.

1. Trace over the gray letters. Then write the word on your own in the space beside it.

goose

air

ride

fly

2. Copy the line from the rhyme in your best handwriting.

Old Mother Goose,

© 2026 Storyland Classics ✦ storylandclassics.com ✦ Free to print for your own classroom or family

✦ PUZZLE TIME ✦

Word Search

Find the words from the rhyme. Words go across and down. Check off each word when you find it.

M	D	C	D	W	I	N	G	S	O
O	B	V	G	I	V	I	A	V	L
T	D	M	A	J	U	J	I	R	U
H	G	I	N	E	D	W	R	W	S
E	D	S	D	R	H	A	L	U	K
R	E	C	E	I	V	N	D	N	Y
F	R	L	R	D	B	D	B	Y	O
N	A	O	F	E	H	E	F	L	Y
A	H	U	B	U	R	R	C	M	A
N	S	D	G	O	O	S	E	G	B

☆ ☆ ☆

☐ Mother ☐ Goose ☐ Wander ☐ Ride ☐ Air

☐ Gander ☐ Fly ☐ Wings ☐ Cloud ☐ Sky

© 2026 Storyland Classics ✦ storylandclassics.com ✦ Free to print for your own classroom or family

✦ FOR GROWN-UPS ✦

Answer Key

TALK ABOUT IT

1. The storyteller of the nursery rhymes.
2. She rode through the air on a gander (a boy goose).
3. To go walking or traveling. Answers will vary.
4. Answers will vary.

PUT THE RHYME IN ORDER

1. Old Mother Goose,
2. When she wanted to wander,
3. Would ride through the air
4. On a very fine gander.

RHYME TIME

1. Goose – moose, air – chair, ride – slide, she – bee
2. gander, yonder, ponder
3. Goose, wander, air, gander

COUNT THE WORDS

Old Mother Goose = 3, She wanted to wander. = 4, through the air = 3, a very fine gander = 4, Fly away! = 2

WORD SEARCH

M	D	C	D	W	I	N	G	S	O
O	B	V	G	I	V	I	A	V	L
T	D	M	A	J	U	J	I	R	U
H	G	I	N	E	D	W	R	W	S
E	D	S	D	R	H	A	L	U	K
R	E	C	E	I	V	N	D	N	Y
F	R	L	R	D	B	D	B	Y	O
N	A	O	F	E	H	E	F	L	Y
A	H	U	B	U	R	R	C	M	A
N	S	D	G	O	O	S	E	G	B

BRING THE RHYME HOME

Watch the read-aloud at *storylandclassics.com/mothergoose*, and find more nursery rhymes, stories, poems and free guides at **storylandclassics.com**.

Extend the fun: make paper-plate goose wings to flap, count all the nursery rhymes you know by heart, or draw a map of where Mother Goose might fly.

Love this free pack? Please subscribe to our YouTube channel **@StorylandClassics** to help us keep making them free for everyone! Scan the code or visit *storylandclassics.com/youtube*.

KINDERGARTEN SKILLS IN THIS PACK

- **Listening & rhyme:** recognize rhyming words; count the words in a phrase (CCSS RF.K.2, RF.K.2a)
- **Print concepts:** left-to-right, top-to-bottom tracking; put the rhyme's lines in order (RF.K.1a)
- **Pre-writing & handwriting:** pinch grip, lines, circles and diagonals, tracing and copying letters (L.K.1a)
- **Position words:** left, right, next to, in front of in the craft directions (L.K.1e)
- **Speaking & listening:** talk-about-it questions after the read-aloud (SL.K.2, RL.K.10)

These activities support kindergarten skills like those practiced in CKLA Kindergarten Skills Unit 1. Storyland Classics is not affiliated with Amplify or the Core Knowledge Foundation.

© 2026 Storyland Classics ✦ storylandclassics.com ✦ Free to print for your own classroom or family