STORYLAND CLASSICS

Mother Goose Nursery Rhymes

30-Rhyme Read-Along Activity Pack

134 printable pages ✦ Flexible six-week plan ✦ Pre-K–Grade 2



INSIDE THIS PACK

Teacher Guide, Unit Plan & Printing Guide 2
Print-by-Rhyme Index 9
Vocabulary Guide 10
Week 1: Meet Mother Goose 12
Week 2: Animals on the Farm 29
Week 3: Counting & Clocks 53
Week 4: Kings, Queens & Cats 71
Week 5: Kitchens, Gardens & Weather 89
Week 6: Adventures & Bedtime 106
Celebrate & Assess 127
Answer Key 134

A PEEK INSIDE



Rhyme of the Day poster ✦ *Compare & Contrast* ✦ *Word Family Sort*

© 2026 Storyland Classics ✦ storylandclassics.com ✦ Licensed for one classroom or family. Thank you for not sharing the file!

✦ TEACHER GUIDE ✦

How to Use This Pack

Thirty classic nursery rhymes, one gentle unit, ready to print

THE BIG IDEA

Nursery rhymes are the first poems most children learn by heart. Their rhythm, rhyme and repetition build exactly the listening skills that come before reading. This pack turns all 30 rhymes from the Storyland Classics Mother Goose read-aloud into a calm, flexible six-week unit: one rhyme a day, five rhymes a week. Go faster or slower as your children need.

A SIMPLE DAILY ROUTINE (15–20 MINUTES)

1. **Watch.** Scan or tap the QR code on the rhyme's poster to watch just that rhyme. Or play the full read-aloud and skip to the time printed on the poster, unit plan and Passport.
2. **Say it together.** Read the Rhyme of the Day poster. Clap the beat, then say it again.
3. **Talk.** Use the two questions on the poster. The Vocabulary Guide explains old words like *tuffet* and *whey*.
4. **Color & trace.** Children color the rhyme's picture and trace one word from it.
5. **Stamp the Passport.** After the lesson, children stamp or color the rhyme's circle: "I explored this rhyme!"

LEARNING BY HEART IS OPTIONAL

Meeting a new rhyme each day is a lovely introduction. Use the By-Heart Checklist to track the rhymes children can say with help or on their own, without expecting all 30 in six weeks.

ON FRIDAYS

Use the review activity listed on the unit plan: a Compare & Contrast page, a sort, an Uh-oh! page, the sentence strips or the village map.

Watch along. Scan or tap for the Storyland Classics Mother Goose read-aloud, or visit *storylandclassics.com/mothergoose*.

WHAT'S INSIDE

- **Teacher Guide:** teaching across ages, printing guide, unit plan, skills chart, print-by-rhyme index and vocabulary guide
- **30 Rhyme of the Day posters** in full color, each with its own QR code to the read-aloud, plus 30 coloring pages with a trace-the-word line
- **Compare & Contrast:** six Venn diagram pages for rhymes that belong together
- **Sort & Think:** theme sorting cards and mats, "Uh-oh!" problem-and-fix pages and a word family sort
- **Classroom Display:** pocket-chart sentence strips and a Mother Goose Village map with a treasure hunt
- **Celebrate & Assess:** Rhyme Explorer Passport, By-Heart Checklist, certificate and answer keys

PRINTING

See the Printing Guide on page 4 for exactly which pages to print for each child, for display, and as optional extras.

LOOKING FOR MORE?

Each rhyme also has a free 11–14 page activity pack (craft, sequencing, rhyming, handwriting and more) at **storylandclassics.com**.

✦ TEACHER GUIDE ✦

Teaching Across Pre-K to Grade 2

One set of pages, three ways to use them. Pick the column that fits each child.

	Pre-K	Kindergarten	Grades 1–2
In general	Listen, join in, point, act, color. An adult records answers.	Identify rhymes, trace, sequence with help, draw comparisons.	Read strips, explain comparisons, write an alternative ending.
Rhyme of the Day poster & video	Listen, join in on repeated parts, point to the pictures, act it out	Say it together, clap the beat, find the rhyming words	Read the poster aloud, track the words, recite to a partner
Coloring & trace	Color; an adult writes the word while the child watches	Color and trace the word	Trace, then write the word and a sentence about the picture
Compare & Contrast	Talk about the two pictures; an adult records answers	Draw in the circles; label with help	Write words or sentences in each circle and explain
Theme sort	Sort 4–6 cards for rhymes you know	Sort and name each group	Sort all the cards and invent a new group
Word family sort	Listen for rhyming words as an adult reads the cards	Match cards to the house pictures with help	Read and sort every card on their own
Uh-oh! Problem & Fix	Talk about the problem and draw a fix	Draw a fix and tell about it	Draw a fix and write a new ending for the rhyme
Sentence strips	Watch an adult build the rhyme; point to each line	Put 2–4 strips in order with help	Read the strips and rebuild the rhyme alone
Passport & checklist	Stamp after each rhyme	Stamp; say rhymes with help	Stamp; say rhymes on their own and to a friend

Tip. Younger children can do any page orally: they talk, an adult writes. Older children can turn any drawing box into a writing box.

✦ TEACHER GUIDE ✦

Printing Guide

Print only what you need. All page numbers refer to this PDF.

ESSENTIAL STUDENT PAGES (ONE PER CHILD)

- **Coloring pages:** the page right after each Rhyme of the Day poster
- **Rhyme Explorer Passport:** pages 127–130 (print before Week 1)

PRINT ONE WEEK AT A TIME

- **Week 1, Meet Mother Goose:** pages 12–28
- **Week 2, Animals on the Farm:** pages 29–52
- **Week 3, Counting & Clocks:** pages 53–70
- **Week 4, Kings, Queens & Cats:** pages 71–88
- **Week 5, Kitchens, Gardens & Weather:** pages 89–105
- **Week 6, Adventures & Bedtime:** pages 106–126

Each week opens with a one-page plan and print list, then posters and coloring pages, sentence strips and Friday review.

TEACHER & DISPLAY PAGES (PRINT ONCE; LAMINATE IF YOU LIKE)

- **Teacher Guide, index & vocabulary:** pages 2–11
- **Rhyme of the Day posters:** the first page of each rhyme (print in color on cardstock)
- **Theme sorting cards & mats:** pages 47–52 (Weeks 2 and 5)
- **By-Heart Checklist:** page 131 ✦ **Answer key:** page 134

OPTIONAL EXTRAS

- **Rhyme Explorer Certificate:** page 132
- **Blank sentence strips:** page 133 (for new verses or a child's own rhyme)

PRINTER TIPS

- Choose "Actual size" or 100% so cards, strips and tracing lines print at the right size. Sized for US Letter.
- Every activity page is designed to print well in black and white. Only the posters need color.
- Teaching one rhyme at a time? The Print-by-Rhyme Index on page 9 lists its pages.

✦ TEACHER GUIDE ✦

6-Week Unit Plan

Weeks 1–3 ✦ one rhyme a day, with a review activity on Friday

	Day 1	Day 2	Day 3	Day 4	Day 5
Week 1 *Meet Mother Goose*	Old Mother Goose video 14:34 ✦ p. 13	Humpty Dumpty video 0:00 ✦ p. 15	Jack and Jill video 0:38 ✦ p. 17	Jack Be Nimble video 5:16 ✦ p. 19	Little Jack Horner video 6:58 ✦ p. 21
	Friday review: Venn: Two Jacks (p. 27) ✦ Uh-oh! Humpty & Jack (p. 28)				
Week 2 *Animals on the Farm*	Baa, Baa, Black Sheep video 1:02 ✦ p. 30	Mary Had a Little Lamb video 1:32 ✦ p. 32	Little Bo-Peep video 10:24 ✦ p. 34	Little Boy Blue video 9:45 ✦ p. 36	Higgledy Piggledy, My Black Hen video 8:06 ✦ p. 38
	Friday review: Venn: Lost Sheep & Woolly Friends (p. 45–46) ✦ Theme sort with the rhymes learned so far (p. 47)				
Week 3 *Counting & Clocks*	One, Two, Buckle My Shoe video 2:40 ✦ p. 54	Hickory Dickory Dock video 3:45 ✦ p. 56	Hot Cross Buns video 4:40 ✦ p. 58	To Market, To Market video 5:40 ✦ p. 60	Pat-a-Cake video 4:12 ✦ p. 62
	Friday review: Word family sort (p. 69) ✦ Rebuild a rhyme with the sentence strips (p. 64)				

 © 2026 Storyland Classics ✦ storylandclassics.com ✦ Licensed for one classroom or family. Thank you for not sharing the file!

6-Week Unit Plan

Weeks 4–6

	Day 1	Day 2	Day 3	Day 4	Day 5
Week 4 *Kings, Queens & Cats*	Old King Cole video 8:59 ✦ p. 72	Pussycat, Pussycat video 11:20 ✦ p. 74	Hey Diddle Diddle video 16:07 ✦ p. 76	Little Miss Muffet video 10:50 ✦ p. 78	Molly, My Sister video 6:24 ✦ p. 80
	Friday review: Venn: Cats on Adventures (p. 87) ✦ Uh-oh! Bo-Peep & Miss Muffet (p. 88)				
Week 5 *Kitchens, Gardens & Weather*	Pease Porridge Hot video 7:25 ✦ p. 90	Mary, Mary, Quite Contrary video 14:52 ✦ p. 92	The Rose Is Red video 15:18 ✦ p. 94	Freddie and the Cherry Tree video 13:19 ✦ p. 96	Rain, Rain, Go Away video 15:39 ✦ p. 98
	Friday review: Venn: Something to Eat (p. 103) ✦ Add this week's rhymes to the theme sort				
Week 6 *Adventures & Bedtime*	The Three Wise Men of Gotham video 8:36 ✦ p. 107	I Saw a Ship A-Sailing video 11:51 ✦ p. 109	The Old Woman Who Lived in a Shoe video 16:36 ✦ p. 111	Wee Willie Winkie video 17:09 ✦ p. 113	Twinkle, Twinkle, Little Star video 17:40 ✦ p. 115
	Friday review: Venn: Two Old Women (p. 123) ✦ Uh-oh! (p. 124) ✦ Village map & treasure hunt (p. 125–126) ✦ Passport & certificate				

Rhymes & Skills Chart

Every rhyme practices listening, rhyme, print concepts and speaking. The focus column suggests one extra thing to talk about.

Rhyme	Video	CKLA K Domain 1	Suggested focus
Humpty Dumpty	0:00	✦	Sequence: beginning, middle, end
Jack and Jill	0:38	✦	Sequence: what happened next?
Baa, Baa, Black Sheep	1:02	✦	Counting: three bags
Mary Had a Little Lamb	1:32		Character feelings
One, Two, Buckle My Shoe	2:40	✦	Counting to ten
Hickory Dickory Dock	3:45	✦	Counting & telling time
Pat-a-Cake	4:12		Rhythm: a clapping game
Hot Cross Buns	4:40		Counting pennies
Jack Be Nimble	5:16	✦	Action words
To Market, To Market	5:40		Rhythm: a galloping beat
Molly, My Sister	6:24		Opinions: likes & dislikes
Little Jack Horner	6:58	✦	Character: how does he feel?
Pease Porridge Hot	7:25		Opposites: hot & cold
Higgledy Piggledy, My Black Hen	8:06		Counting: nine and ten
The Three Wise Men of Gotham	8:36		Problem & solution
Old King Cole	8:59		Rhythm & music
Little Boy Blue	9:45	✦	Problem & solution
Little Bo-Peep	10:24	✦	Problem & solution
Little Miss Muffet	10:50	✦	Vocabulary: tuffet, curds, whey
Pussycat, Pussycat	11:20		Questions & answers
I Saw a Ship A-Sailing	11:51		Vocabulary & imagination
Freddie and the Cherry Tree	13:19		Dialogue: who is talking?
Old Mother Goose	14:34		Vocabulary: gander
Mary, Mary, Quite Contrary	14:52		Rhyming words
The Rose Is Red	15:18		Rhyming words & colors
Rain, Rain, Go Away	15:39	✦	Weather words
Hey Diddle Diddle	16:07		Real or make-believe?
The Old Woman Who Lived in a Shoe	16:36		Character & setting
Wee Willie Winkie	17:09		Time words: eight o'clock
Twinkle, Twinkle, Little Star	17:40	✦	Describing words: like a diamond

 © 2026 Storyland Classics ✦ storylandclassics.com ✦ Licensed for one classroom or family. Thank you for not sharing the file!

Kindergarten Skills in This Pack

PHONOLOGICAL AWARENESS (CCSS RF.K.2)

Hearing and producing rhymes, clapping syllables, counting the words in a line and sorting words into rhyming word families.

PRINT CONCEPTS (RF.K.1A)

Following print left to right and top to bottom on the posters and pocket-chart strips, and putting a rhyme's lines in order.

LITERATURE & COMPREHENSION (RL.K.1, RL.K.3, RL.K.9, RL.K.10)

Answering questions about characters and events, naming problems and solutions, and comparing the adventures of characters in different rhymes.

VOCABULARY (L.K.4, L.K.5)

Learning old and unusual words from the rhymes, like *tuffet*, *gander* and *comfits*, with the Vocabulary Guide.

HANDWRITING & FINE MOTOR (L.K.1A)

Tracing a word from each rhyme, coloring and cutting.

SPEAKING & LISTENING (SL.K.1, SL.K.2)

Talk-about-it questions after each read-aloud, partner sharing and reciting rhymes.

> **About CKLA.** Twelve of these rhymes are among those taught in CKLA Kindergarten Domain 1: Nursery Rhymes and Fables, marked ✦ on the chart. The activities also support kindergarten skills like those practiced in CKLA Kindergarten Skills Unit 1, so this pack makes a natural companion. Storyland Classics is not affiliated with Amplify or the Core Knowledge Foundation.

Print-by-Rhyme Index

Everything for one rhyme in one place. Tap a page number to jump to it.

#	Rhyme	Video			
1	Humpty Dumpty	0:00	15	16	23
2	Jack and Jill	0:38	17	18	24
3	Baa, Baa, Black Sheep	1:02	30	31	40
4	Mary Had a Little Lamb	1:32	32	33	41–42
5	One, Two, Buckle My Shoe	2:40	54	55	64
6	Hickory Dickory Dock	3:45	56	57	65
7	Pat-a-Cake	4:12	62	63	68
8	Hot Cross Buns	4:40	58	59	66
9	Jack Be Nimble	5:16	19	20	25
10	To Market, To Market	5:40	60	61	67
11	Molly, My Sister	6:24	80	81	86
12	Little Jack Horner	6:58	21	22	26
13	Pease Porridge Hot	7:25	90	91	100
14	Higgledy Piggledy, My Black Hen	8:06	38	39	44
15	The Three Wise Men of Gotham	8:36	107	108	117
16	Old King Cole	8:59	72	73	82
17	Little Boy Blue	9:45	36	37	43
18	Little Bo-Peep	10:24	34	35	43
19	Little Miss Muffet	10:50	78	79	85
20	Pussycat, Pussycat	11:20	74	75	83
21	I Saw a Ship A-Sailing	11:51	109	110	117–119
22	Freddie and the Cherry Tree	13:19	96	97	102–104
23	Old Mother Goose	14:34	13	14	23
24	Mary, Mary, Quite Contrary	14:52	92	93	101
25	The Rose Is Red	15:18	94	95	101
26	Rain, Rain, Go Away	15:39	98	99	104
27	Hey Diddle Diddle	16:07	76	77	84
28	The Old Woman Who Lived in a Shoe	16:36	111	112	120
29	Wee Willie Winkie	17:09	113	114	121
30	Twinkle, Twinkle, Little Star	17:40	115	116	122

 © 2026 Storyland Classics ✦ storylandclassics.com ✦ Licensed for one classroom or family. Thank you for not sharing the file!

✦ TEACHER GUIDE ✦

Vocabulary Guide: Old Words, New Friends

Before a rhyme, introduce one or two of its words. Act them out, point to them in the picture, or use them in a sentence.

crown (Jack and Jill) here, the top of Jack's head

pail (Jack and Jill) a bucket

dame (Baa, Baa, Black Sheep) a lady

fleece (Mary Had a Little Lamb) a sheep's thick, woolly coat

lingered (Mary Had a Little Lamb) stayed close by, not wanting to leave

buckle (One, Two, Buckle My Shoe) to fasten, like a shoe strap

maids (Mary, Mary, Quite Contrary) girls or young women

prick (Pat-a-Cake) to poke tiny holes, like with a fork

penny (Hot Cross Buns) a coin worth one cent

nimble (Jack Be Nimble) quick and light on your feet

candlestick (Jack Be Nimble) a holder for a candle

jiggety-jig (To Market, To Market) a bouncy, galloping sound

hog (To Market, To Market) a big, grown-up pig

fell out (Molly, My Sister) had an argument

Christmas pie (Little Jack Horner) a pie full of fruit, eaten at Christmas

pease porridge (Pease Porridge Hot) a thick soup made of dried peas

merry old soul (Old King Cole) a cheerful person

fiddle (Old King Cole; Hey Diddle Diddle) a violin

meadow (Little Boy Blue) a grassy field

haystack (Little Boy Blue) a big pile of hay left to dry in a field

tuffet (Little Miss Muffet) a low seat, like a footstool or a grassy bump

curds and whey (Little Miss Muffet) the lumps and the watery part of soured milk, a bit like cottage cheese

laden (I Saw a Ship A-Sailing) loaded full

comfits (I Saw a Ship A-Sailing) sugar-coated candies

hold (I Saw a Ship A-Sailing) the space under the deck where a ship carries its load

ventured (Freddie and the Cherry Tree) dared to go

wander (Old Mother Goose) to travel around with no special place to go

gander (Old Mother Goose) a boy goose

contrary (Mary, Mary, Quite Contrary) likes to do the opposite of what others say

cockle shells (Mary, Mary, Quite Contrary) small, rounded seashells

thee, thine (The Rose Is Red; I Saw a Ship) old words for "you" and "yours"

broth (The Old Woman Who Lived in a Shoe) a thin soup

nightgown (Wee Willie Winkie) a long nightshirt for sleeping

rapping (Wee Willie Winkie) knocking

Answer Key: Talk About It

Suggested answers for the poster questions (answers will vary for open questions)

Humpty Dumpty: 1. On a wall. 2. He had a great fall.

Jack and Jill: 1. Up the hill, to fetch a pail of water. 2. He fell down and bumped his head.

Baa, Baa, Black Sheep: 1. Wool. 2. Three bags.

Mary Had a Little Lamb: 1. White as snow. 2. To school.

One, Two, Buckle My Shoe: 1. He buckled his shoe. 2. Sticks. He made them straight.

Hickory Dickory Dock: 1. Up the clock. 2. The mouse ran down.

Pat-a-Cake: 1. The baker's man. 2. B. It says /b/, like baby and bake.

Hot Cross Buns: 1. Hot cross buns. 2. One penny for one bun, two pennies for two.

Jack Be Nimble: 1. The candlestick. 2. Answers will vary.

To Market, To Market: 1. To market. 2. A fat pig, then a fat hog.

Molly, My Sister: 1. Molly and her sister. 2. Coffee and tea. One liked coffee and one liked tea.

Little Jack Horner: 1. In a corner. 2. A Christmas pie.

Pease Porridge Hot: 1. Pease porridge, a soup made from peas. 2. Answers will vary.

Higgledy Piggledy, My Black Hen: 1. Black. 2. Eggs.

The Three Wise Men of Gotham: 1. Three. 2. A bowl.

Old King Cole: 1. Merry: happy and jolly. 2. His pipe, his bowl and his fiddlers three.

Little Boy Blue: 1. To look after the sheep. 2. The sheep are in the meadow; the cow is in the corn.

Little Bo-Peep: 1. Her sheep. 2. Answers will vary. (Sad, worried.)

Little Miss Muffet: 1. On a tuffet. 2. Curds and whey.

Pussycat, Pussycat: 1. To London. 2. The Queen.

I Saw a Ship A-Sailing: 1. Pretty things: comfits (candies) and apples. 2. Silk sails and gold masts.

Freddie and the Cherry Tree: 1. To come down to him. 2. They knew he would eat them up!

Old Mother Goose: 1. The storyteller of the nursery rhymes. 2. She rode through the air on a gander (a boy goose).

Mary, Mary, Quite Contrary: 1. Silver bells, cockle shells and pretty maids (flowers) all in a row. 2. No, it is quite different! She grows it her own way.

The Rose Is Red: 1. The rose is red. The violet is blue. 2. Sugar (and you!).

Rain, Rain, Go Away: 1. Go away and come back another day. 2. Because it is raining.

Hey Diddle Diddle: 1. A fiddle (violin). 2. The moon.

The Old Woman Who Lived in a Shoe: 1. In a giant shoe. 2. She had so many children!

Wee Willie Winkie: 1. Through the town, upstairs and downstairs. 2. A nightgown and nightcap. A lantern.

Twinkle, Twinkle, Little Star: 1. Up above the world, in the sky. 2. Like a diamond.

 © 2026 Storyland Classics ✦ storylandclassics.com ✦ Licensed for one classroom or family. Thank you for not sharing the file!

✦ WEEK 1 ✦

Meet Mother Goose

Five rhymes this week: one a day, with a review on Friday.



DAY 1
Old Mother Goose



DAY 2
Humpty Dumpty



DAY 3
Jack and Jill



DAY 4
Jack Be Nimble



DAY 5
Little Jack Horner

THIS WEEK'S RHYMES

- **Day 1: Old Mother Goose** video 14:34 ✦ poster 13 ✦ coloring 14
- **Day 2: Humpty Dumpty** video 0:00 ✦ poster 15 ✦ coloring 16
- **Day 3: Jack and Jill** video 0:38 ✦ poster 17 ✦ coloring 18
- **Day 4: Jack Be Nimble** video 5:16 ✦ poster 19 ✦ coloring 20
- **Day 5: Little Jack Horner** video 6:58 ✦ poster 21 ✦ coloring 22

FRIDAY REVIEW

- Venn diagram: Two Jacks (page 27)
- Uh-oh! Problem & Fix: Humpty Dumpty and Jack and Jill (page 28)
- Rebuild a rhyme with this week's sentence strips (pages 23–26)

WORDS TO TALK ABOUT

wander, gander, crown, pail, nimble, candlestick, Christmas pie

Kid-friendly meanings are in the Vocabulary Guide on page 10

PRINT FOR THIS WEEK

- **Posters** (in color, on cardstock): pages 13, 15, 17, 19 and 21
- **Coloring pages** (one per child): pages 14, 16, 18, 20 and 22
- **Sentence strips:** pages 23–26
- **Friday review:** pages 27–28
- **Rhyme Explorer Passport** (one per child, used all six weeks): pages 127–130

Or print the whole week at once: pages 12–28.

✦ RHYME OF THE DAY ✦ VIDEO 14:34 ✦

Old Mother Goose



Old Mother Goose,
When she wanted to wander,
Would ride through the air
On a very fine gander.

TALK ABOUT IT

1. Who is Old Mother Goose?
2. How did she travel? (A *gander* is a boy goose.)

Scan or tap to
watch this rhyme

 © 2026 Storyland Classics ✦ storylandclassics.com ✦ Licensed for one classroom or family. Thank you for not sharing the file!

✦ COLOR IT ✦

Old Mother Goose

Color the picture. Then trace the word from the rhyme.



Trace: goose

✦ RHYME OF THE DAY ✦ VIDEO 0:00 ✦

Humpty Dumpty



Humpty Dumpty sat on a wall,
Humpty Dumpty had a great fall;
All the king's horses and all the king's men
Couldn't put Humpty together again.

TALK ABOUT IT

1. Where was Humpty Dumpty sitting?
2. What happened to Humpty?

Scan or tap to
watch this rhyme

 © 2026 Storyland Classics ✦ storylandclassics.com ✦ Licensed for one classroom or family. Thank you for not sharing the file!

✦ COLOR IT ✦

Humpty Dumpty

Color the picture. Then trace the word from the rhyme.



Trace: wall

✦ RHYME OF THE DAY ✦ VIDEO 0:38 ✦

Jack and Jill



Jack and Jill went up the hill
To fetch a pail of water;
Jack fell down and broke his crown,
And Jill came tumbling after.

TALK ABOUT IT

1. Where did Jack and Jill go? Why?
2. What happened to Jack? (His *crown* is the top of his head.)

Scan or tap to
watch this rhyme

 © 2026 Storyland Classics ✦ storylandclassics.com ✦ Licensed for one classroom or family. Thank you for not sharing the file!

✦ COLOR IT ✦

Jack and Jill

Color the picture. Then trace the word from the rhyme.



Trace: Jack

✦ RHYME OF THE DAY ✦ VIDEO 5:16 ✦

Jack Be Nimble



Jack be nimble.
Jack be nimble. Jack be quick.
Jack jump over the candlestick.
Jack jumped high. Jack jumped low.
Jack jumped over and burned his toe.

TALK ABOUT IT

1. What did Jack jump over?
2. *Nimble* means quick and light on your feet. Can you show me something nimble?

Scan or tap to watch this rhyme

✦ COLOR IT ✦

Jack Be Nimble

Color the picture. Then trace the word from the rhyme.



Trace: Jack

✦ RHYME OF THE DAY ✦ VIDEO 6:58 ✦

Little Jack Horner



Little Jack Horner
Sat in a corner,
Eating his Christmas pie.
He put in his thumb
And pulled out a plum,
And said, “What a good boy am I!”

TALK ABOUT IT

1. Where was Little Jack Horner sitting?
2. What was he eating?

Scan or tap to
watch this rhyme

✦ COLOR IT ✦

Little Jack Horner

Color the picture. Then trace the word from the rhyme.



Trace: Jack

Pocket-Chart Sentence Strips

Each strip is one line of a rhyme. Cut them apart, place a rhyme's strips in a pocket chart from top to bottom, and read it together. Then mix up the lines and let children put the rhyme back in order.

OLD MOTHER GOOSE ✦ LINE 1 OF 2

Old Mother Goose, when she wanted to wander,

OLD MOTHER GOOSE ✦ LINE 2 OF 2

Would ride through the air on a very fine gander.

HUMPTY DUMPTY ✦ LINE 1 OF 4

Humpty Dumpty sat on a wall,

HUMPTY DUMPTY ✦ LINE 2 OF 4

Humpty Dumpty had a great fall.

HUMPTY DUMPTY ✦ LINE 3 OF 4

All the king's horses and all the king's men

HUMPTY DUMPTY ✦ LINE 4 OF 4

Couldn't put Humpty together again.

 ✦ © 2026 Storyland Classics ✦ storylandclassics.com ✦ Licensed for one classroom or family. Thank you for not sharing the file!

Pocket-Chart Sentence Strips

Each strip is one line of a rhyme. Cut them apart, place a rhyme's strips in a pocket chart from top to bottom, and read it together. Then mix up the lines and let children put the rhyme back in order.

JACK AND JILL ✦ LINE 1 OF 4

Jack and Jill went up the hill

JACK AND JILL ✦ LINE 2 OF 4

To fetch a pail of water.

JACK AND JILL ✦ LINE 3 OF 4

Jack fell down and broke his crown,

JACK AND JILL ✦ LINE 4 OF 4

And Jill came tumbling after.

 ✦ © 2026 Storyland Classics ✦ storylandclassics.com ✦ Licensed for one classroom or family. Thank you for not sharing the file!

Pocket-Chart Sentence Strips

Each strip is one line of a rhyme. Cut them apart, place a rhyme's strips in a pocket chart from top to bottom, and read it together. Then mix up the lines and let children put the rhyme back in order.

JACK BE NIMBLE ✦ LINE 1 OF 5

Jack be nimble.

JACK BE NIMBLE ✦ LINE 2 OF 5

Jack be nimble. Jack be quick.

JACK BE NIMBLE ✦ LINE 3 OF 5

Jack jump over the candlestick.

JACK BE NIMBLE ✦ LINE 4 OF 5

Jack jumped high. Jack jumped low.

JACK BE NIMBLE ✦ LINE 5 OF 5

Jack jumped over and burned his toe.

 ✦ © 2026 Storyland Classics ✦ storylandclassics.com ✦ Licensed for one classroom or family. Thank you for not sharing the file!

Pocket-Chart Sentence Strips

Each strip is one line of a rhyme. Cut them apart, place a rhyme's strips in a pocket chart from top to bottom, and read it together. Then mix up the lines and let children put the rhyme back in order.

LITTLE JACK HORNER ✦ LINE 1 OF 6

Little Jack Horner

LITTLE JACK HORNER ✦ LINE 2 OF 6

Sat in a corner,

LITTLE JACK HORNER ✦ LINE 3 OF 6

Eating his Christmas pie.

LITTLE JACK HORNER ✦ LINE 4 OF 6

He put in his thumb

LITTLE JACK HORNER ✦ LINE 5 OF 6

And pulled out a plum,

LITTLE JACK HORNER ✦ LINE 6 OF 6

And said, "What a good boy am I!"

 ✦ © 2026 Storyland Classics ✦ storylandclassics.com ✦ Licensed for one classroom or family. Thank you for not sharing the file!

✦ COMPARE & CONTRAST ✦

Two Jacks

Jack and Jill and Jack Be Nimble: how are they the same? How are they different?





Jack and Jill

BOTH

Jack Be Nimble

Talk about both rhymes. Draw or write things that are only true of one rhyme in its own circle, and things that are true of both in the middle.

1. Who is the Jack in each rhyme?

2. What does each Jack do? Which Jack falls?

3. Which Jack would you rather be? Why?

 © 2026 Storyland Classics ✦ storylandclassics.com ✦ Licensed for one classroom or family. Thank you for not sharing the file!

✦ SORT & THINK ✦

Uh-oh! Problem & Fix

In these rhymes, something goes wrong. Read the problem together, talk about it, then draw a way to help.



Humpty Dumpty

Uh-oh! Humpty Dumpty had a great fall.

How could you help fix the problem? Draw it!



Jack and Jill

Uh-oh! Jack fell down and broke his crown.

How could you help fix the problem? Draw it!

✦ WEEK 2 ✦

Animals on the Farm

Five rhymes this week: one a day, with a review on Friday.



DAY 1
Baa, Baa, Black Sheep



DAY 2
Mary Had a Little Lamb



DAY 3
Little Bo-Peep



DAY 4
Little Boy Blue



DAY 5
Higgledy Piggledy, My Black Hen

THIS WEEK'S RHYMES

- **Day 1: Baa, Baa, Black Sheep** video 1:02 ✦ poster 30 ✦ coloring 31
- **Day 2: Mary Had a Little Lamb** video 1:32 ✦ poster 32 ✦ coloring 33
- **Day 3: Little Bo-Peep** video 10:24 ✦ poster 34 ✦ coloring 35
- **Day 4: Little Boy Blue** video 9:45 ✦ poster 36 ✦ coloring 37
- **Day 5: Higgledy Piggledy, My Black Hen** video 8:06 ✦ poster 38 ✦ coloring 39

FRIDAY REVIEW

- Venn diagram: Lost Sheep (page 45)
- Venn diagram: Woolly Friends (page 46)
- Theme sort: picture cards and sorting mats (keep them for Week 5) (pages 47–52)
- Rebuild a rhyme with this week's sentence strips (pages 40–44)

WORDS TO TALK ABOUT

dame, fleece, lingered, meadow, haystack

Kid-friendly meanings are in the Vocabulary Guide on page 10

PRINT FOR THIS WEEK

- **Posters** (in color, on cardstock): pages 30, 32, 34, 36 and 38
- **Coloring pages** (one per child): pages 31, 33, 35, 37 and 39
- **Sentence strips:** pages 40–44
- **Friday review:** pages 45–52

Or print the whole week at once: pages 29–52.

✦ RHYME OF THE DAY ✦ VIDEO 1:02 ✦

Baa, Baa, Black Sheep



Baa, baa, black sheep,
Have you any wool?
Yes sir, yes sir,
Three bags full;

One for the master,
And one for the dame,
And one for the little boy
Who lives down the lane.

TALK ABOUT IT

1. What does the black sheep give? (Wool!)
2. How many bags of wool were there?

Scan or tap to
watch this rhyme

✦ COLOR IT ✦

Baa, Baa, Black Sheep

Color the picture. Then trace the word from the rhyme.



Trace: sheep

✦ RHYME OF THE DAY ✦ VIDEO 1:32 ✦

Mary Had a Little Lamb



Mary had a little lamb,
Its fleece was white as snow;
And everywhere that Mary went
The lamb was sure to go.

It followed her to school one day,
Which was against the rule;
It made the children laugh and play
To see a lamb at school.

And so the teacher turned it out,
But still it lingered near,
And waited patiently about
Till Mary did appear.

"Why does the lamb love Mary so?"
The eager children cry;
"Why, Mary loves the lamb, you know,"
The teacher did reply.

TALK ABOUT IT

1. What color was the lamb's fleece? (*Fleece* is a lamb's woolly coat.)
2. Where did the lamb follow Mary one day?

Scan or tap to watch this rhyme

✦ COLOR IT ✦

Mary Had a Little Lamb

Color the picture. Then trace the word from the rhyme.



Trace: lamb

✦ RHYME OF THE DAY ✦ VIDEO 10:24 ✦

Little Bo-Peep



Little Bo-Peep has lost her sheep,
And doesn't know where to find them;
Leave them alone, and they'll come home,
Wagging their tails behind them.

TALK ABOUT IT

1. What did Little Bo-Peep lose?
2. How do you think Bo-Peep felt when she couldn't find her sheep?

Scan or tap to
watch this rhyme

 © 2026 Storyland Classics ✦ storylandclassics.com ✦ Licensed for one classroom or family. Thank you for not sharing the file!

✦ COLOR IT ✦

Little Bo-Peep

Color the picture. Then trace the word from the rhyme.



Trace: sheep

✦ RHYME OF THE DAY ✦ VIDEO 9:45 ✦

Little Boy Blue



Little Boy Blue, come blow your horn,
The sheep's in the meadow, the cow's in the corn.
Where is the boy who looks after the sheep?
He's under a haystack, fast asleep.

TALK ABOUT IT

1. What is Little Boy Blue's job?
2. Where are the sheep? Where is the cow?

Scan or tap to
watch this rhyme

✦ COLOR IT ✦

Little Boy Blue

Color the picture. Then trace the word from the rhyme.



Trace: Blue

✦ RHYME OF THE DAY ✦ VIDEO 8:06 ✦

Higgledy Piggledy, My Black Hen



Higgledy, piggledy, my black hen,
She lays eggs for gentlemen;
Sometimes nine, and sometimes ten,
Higgledy, piggledy, my black hen.

TALK ABOUT IT

1. What color is the hen?
2. What does the hen lay?

Scan or tap to
watch this rhyme

✦ COLOR IT ✦

Higgledy Piggledy, My Black Hen

Color the picture. Then trace the word from the rhyme.



Trace: hen

Pocket-Chart Sentence Strips

Each strip is one line of a rhyme. Cut them apart, place a rhyme's strips in a pocket chart from top to bottom, and read it together. Then mix up the lines and let children put the rhyme back in order.

BAA, BAA, BLACK SHEEP ✦ LINE 1 OF 8

Baa, baa, black sheep,

BAA, BAA, BLACK SHEEP ✦ LINE 2 OF 8

Have you any wool?

BAA, BAA, BLACK SHEEP ✦ LINE 3 OF 8

Yes, sir, yes, sir,

BAA, BAA, BLACK SHEEP ✦ LINE 4 OF 8

Three bags full.

BAA, BAA, BLACK SHEEP ✦ LINE 5 OF 8

One for the master,

BAA, BAA, BLACK SHEEP ✦ LINE 6 OF 8

And one for the dame,

BAA, BAA, BLACK SHEEP ✦ LINE 7 OF 8

And one for the little boy

BAA, BAA, BLACK SHEEP ✦ LINE 8 OF 8

Who lives down the lane.

 ✦ © 2026 Storyland Classics ✦ storylandclassics.com ✦ Licensed for one classroom or family. Thank you for not sharing the file!

Pocket-Chart Sentence Strips

Each strip is one line of a rhyme. Cut them apart, place a rhyme's strips in a pocket chart from top to bottom, and read it together. Then mix up the lines and let children put the rhyme back in order.

MARY HAD A LITTLE LAMB ✦ LINE 1 OF 16

Mary had a little lamb,

MARY HAD A LITTLE LAMB ✦ LINE 2 OF 16

Its fleece was white as snow,

MARY HAD A LITTLE LAMB ✦ LINE 3 OF 16

And everywhere that Mary went,

MARY HAD A LITTLE LAMB ✦ LINE 4 OF 16

The lamb was sure to go.

MARY HAD A LITTLE LAMB ✦ LINE 5 OF 16

It followed her to school one day,

MARY HAD A LITTLE LAMB ✦ LINE 6 OF 16

Which was against the rule.

MARY HAD A LITTLE LAMB ✦ LINE 7 OF 16

It made the children laugh and play

MARY HAD A LITTLE LAMB ✦ LINE 8 OF 16

To see a lamb at school.

 ✦ © 2026 Storyland Classics ✦ storylandclassics.com ✦ Licensed for one classroom or family. Thank you for not sharing the file!

Pocket-Chart Sentence Strips

Each strip is one line of a rhyme. Cut them apart, place a rhyme's strips in a pocket chart from top to bottom, and read it together. Then mix up the lines and let children put the rhyme back in order.

MARY HAD A LITTLE LAMB ✦ LINE 9 OF 16

And so the teacher turned it out,

MARY HAD A LITTLE LAMB ✦ LINE 10 OF 16

But still it lingered near,

MARY HAD A LITTLE LAMB ✦ LINE 11 OF 16

And waited patiently about

MARY HAD A LITTLE LAMB ✦ LINE 12 OF 16

Till Mary did appear.

MARY HAD A LITTLE LAMB ✦ LINE 13 OF 16

"Why does the lamb love Mary so?"

MARY HAD A LITTLE LAMB ✦ LINE 14 OF 16

The eager children cry.

MARY HAD A LITTLE LAMB ✦ LINE 15 OF 16

"Why, Mary loves the lamb, you know,"

MARY HAD A LITTLE LAMB ✦ LINE 16 OF 16

The teacher did reply.

 ✦ © 2026 Storyland Classics ✦ storylandclassics.com ✦ Licensed for one classroom or family. Thank you for not sharing the file!

Pocket-Chart Sentence Strips

Each strip is one line of a rhyme. Cut them apart, place a rhyme's strips in a pocket chart from top to bottom, and read it together. Then mix up the lines and let children put the rhyme back in order.

LITTLE BO-PEEP ✦ LINE 1 OF 4

Little Bo-Peep has lost her sheep,

LITTLE BO-PEEP ✦ LINE 2 OF 4

And doesn't know where to find them.

LITTLE BO-PEEP ✦ LINE 3 OF 4

Leave them alone, and they'll come home,

LITTLE BO-PEEP ✦ LINE 4 OF 4

Wagging their tails behind them.

LITTLE BOY BLUE ✦ LINE 1 OF 4

Little Boy Blue, come blow your horn,

LITTLE BOY BLUE ✦ LINE 2 OF 4

The sheep's in the meadow, the cow's in the corn.

LITTLE BOY BLUE ✦ LINE 3 OF 4

Where is the boy who looks after the sheep?

LITTLE BOY BLUE ✦ LINE 4 OF 4

He's under a haystack, fast asleep.

 ✦ © 2026 Storyland Classics ✦ storylandclassics.com ✦ Licensed for one classroom or family. Thank you for not sharing the file!

Pocket-Chart Sentence Strips

Each strip is one line of a rhyme. Cut them apart, place a rhyme's strips in a pocket chart from top to bottom, and read it together. Then mix up the lines and let children put the rhyme back in order.

HIGGLEDY PIGGLEDY, MY BLACK HEN ✦ LINE 1 OF 4

Higgledy piggledy, my black hen,

HIGGLEDY PIGGLEDY, MY BLACK HEN ✦ LINE 2 OF 4

She lays eggs for gentlemen.

HIGGLEDY PIGGLEDY, MY BLACK HEN ✦ LINE 3 OF 4

Sometimes nine and sometimes ten,

HIGGLEDY PIGGLEDY, MY BLACK HEN ✦ LINE 4 OF 4

Higgledy piggledy, my black hen.

 ✦ © 2026 Storyland Classics ✦ storylandclassics.com ✦ Licensed for one classroom or family. Thank you for not sharing the file!

✦ COMPARE & CONTRAST ✦

Lost Sheep

Little Bo-Peep and Little Boy Blue: how are they the same? How are they different?





Little Bo-Peep

BOTH

Little Boy Blue

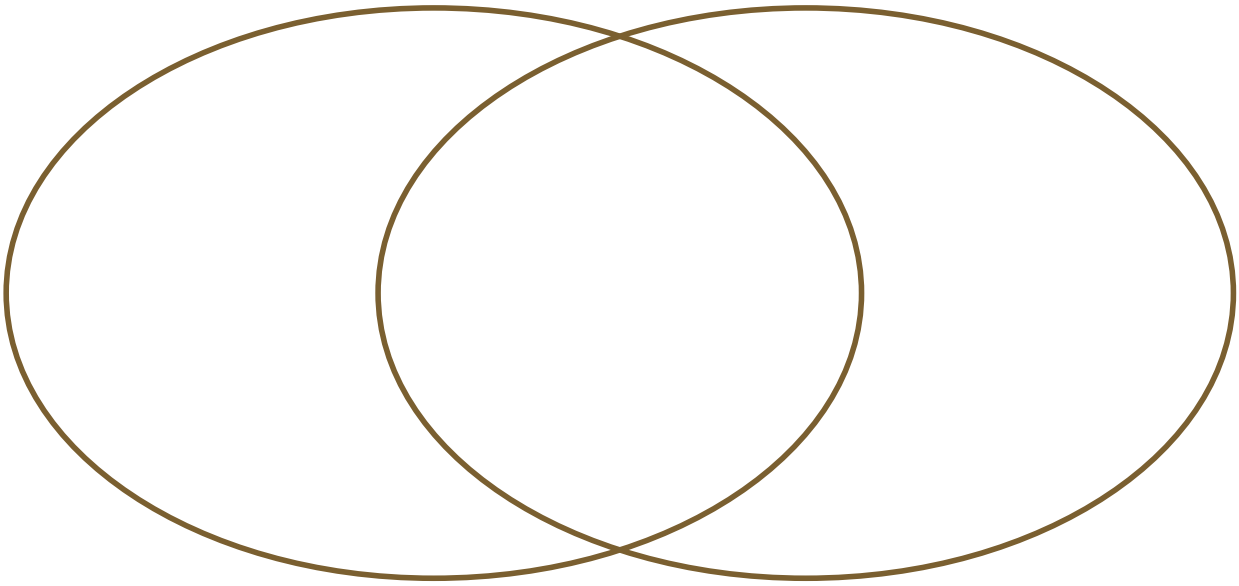

Talk about both rhymes. Draw or write things that are only true of one rhyme in its own circle, and things that are true of both in the middle.

1. Who looks after the sheep in each rhyme?

2. Where are the sheep? Where is the shepherd?

3. What should each shepherd do?

✦ COMPARE & CONTRAST ✦

Woolly Friends

Mary Had a Little Lamb and Baa, Baa, Black Sheep: how are they the same? How are they different?





Mary Had a Little Lamb BOTH *Baa, Baa, Black Sheep*

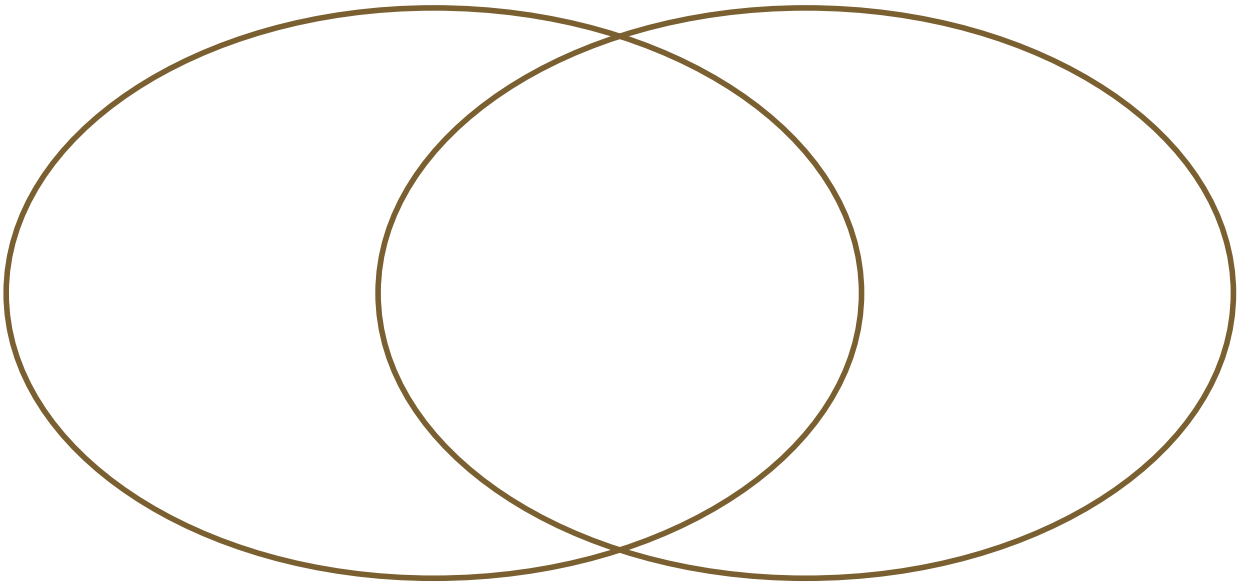

Talk about both rhymes. Draw or write things that are only true of one rhyme in its own circle, and things that are true of both in the middle.

1. What animal is in each rhyme?

2. What does the sheep give in Baa, Baa, Black Sheep? Where does the lamb go in Mary's rhyme?

3. Which rhyme is about sharing? Which is about friendship?

✦ SORT & THINK ✦

Theme Sorting Cards

Cut out the rhyme cards on this page and the next. Sort only the rhymes you have learned, a few at a time, onto the Sorting Mats.



Humpty Dumpty



Jack and Jill



Baa, Baa, Black Sheep



Mary Had a Little Lamb



One, Two, Buckle My Shoe



Hickory Dickory Dock



Pat-a-Cake



Hot Cross Buns



Jack Be Nimble



To Market, To Market



Molly, My Sister



Little Jack Horner



Pease Porridge Hot



Higgledy Piggledy, My Black Hen



The Three Wise Men of Gotham

✦ SORT & THINK ✦

Theme Sorting Cards

Cut out the cards. Then sort them onto the Sorting Mats on the following pages.



Old King Cole



Little Boy Blue



Little Bo-Peep



Little Miss Muffet



Pussycat, Pussycat



I Saw a Ship A-Sailing



Freddie and the Cherry Tree



Old Mother Goose



Mary, Mary, Quite Contrary



The Rose Is Red



Rain, Rain, Go Away



Hey Diddle Diddle



The Old Woman Who Lived in a Shoe



Wee Willie Winkie



Twinkle, Twinkle, Little Star

✦ SORT & THINK ✦

Sorting Mats

Place each rhyme card on the mat that matches it. Some rhymes fit on more than one mat. Talk about why!

Animals

Rhymes with an animal in them

Food

Rhymes about something to eat

 © 2026 Storyland Classics ✦ storylandclassics.com ✦ Licensed for one classroom or family. Thank you for not sharing the file!

✦ SORT & THINK ✦

Sorting Mats

Place each rhyme card on the mat that matches it. Some rhymes fit on more than one mat. Talk about why!

Kings & Queens

Rhymes with royalty

Night & Sky

Rhymes about bedtime, the moon or stars

Sorting Mats

Place each rhyme card on the mat that matches it. Some rhymes fit on more than one mat. Talk about why!

Counting & Numbers

Rhymes with numbers to count

Water & Weather

Rhymes with rain, sea or water

 ✦ © 2026 Storyland Classics ✦ storylandclassics.com ✦ Licensed for one classroom or family. Thank you for not sharing the file!

Make Your Own Sorting Mat

Some rhymes don't fit the other mats. Invent your own group and write its name at the top. Ideas: Gardens & Flowers, Things That Go, Funny Rhymes.

_____

My group

_____

My group

✦ WEEK 3 ✦

Counting & Clocks

Five rhymes this week: one a day, with a review on Friday.



DAY 1
One, Two, Buckle My Shoe



DAY 2
Hickory Dickory Dock



DAY 3
Hot Cross Buns



DAY 4
To Market, To Market



DAY 5
Pat-a-Cake

THIS WEEK'S RHYMES

- **Day 1: One, Two, Buckle My Shoe** video 2:40 ✦ poster 54 ✦ coloring 55
- **Day 2: Hickory Dickory Dock** video 3:45 ✦ poster 56 ✦ coloring 57
- **Day 3: Hot Cross Buns** video 4:40 ✦ poster 58 ✦ coloring 59
- **Day 4: To Market, To Market** video 5:40 ✦ poster 60 ✦ coloring 61
- **Day 5: Pat-a-Cake** video 4:12 ✦ poster 62 ✦ coloring 63

FRIDAY REVIEW

- Word family sort: houses and word cards (pages 69–70)
- Rebuild a rhyme with this week's sentence strips (pages 64–68)

WORDS TO TALK ABOUT

buckle, penny, jiggety-jig, hog, prick

Kid-friendly meanings are in the Vocabulary Guide on page 10

PRINT FOR THIS WEEK

- **Posters** (in color, on cardstock): pages 54, 56, 58, 60 and 62
- **Coloring pages** (one per child): pages 55, 57, 59, 61 and 63
- **Sentence strips:** pages 64–68
- **Friday review:** pages 69–70

Or print the whole week at once: pages 53–70.

✦ © 2026 Storyland Classics ✦ storylandclassics.com ✦ Licensed for one classroom or family. Thank you for not sharing the file!

✦ RHYME OF THE DAY ✦ VIDEO 2:40 ✦

One, Two, Buckle My Shoe



One, two, buckle my shoe.
Three, four, knock on the door.
Five, six, pick up sticks.
Seven, eight, make them straight.
Nine, ten, a big fat hen.

TALK ABOUT IT

1. What did the boy do at *one, two*?
2. What did he pick up at *five, six*? What did he do with them next?

Scan or tap to watch this rhyme

✦ COLOR IT ✦

One, Two, Buckle My Shoe

Color the picture. Then trace the word from the rhyme.



Trace: shoe

 © 2026 Storyland Classics ✦ storylandclassics.com ✦ Licensed for one classroom or family. Thank you for not sharing the file!

✦ RHYME OF THE DAY ✦ VIDEO 3:45 ✦

Hickory Dickory Dock



Hickory, dickory, dock,
The mouse ran up the clock.
The clock struck one,
The mouse ran down,
Hickory, dickory, dock.

TALK ABOUT IT

1. Where did the mouse run?
2. What happened when the clock struck one?

Scan or tap to
watch this rhyme

✦ COLOR IT ✦

Hickory Dickory Dock

Color the picture. Then trace the word from the rhyme.



Trace: mouse

✦ RHYME OF THE DAY ✦ VIDEO 4:40 ✦

Hot Cross Buns



Hot cross buns!
Hot cross buns!
One a penny, two a penny,
Hot cross buns!

If you have no daughters,
Give them to your sons;
One a penny, two a penny,
Hot cross buns!

TALK ABOUT IT

1. What is the girl selling?
2. How much does one bun cost? How much for two?

Scan or tap to
watch this rhyme

 © 2026 Storyland Classics ✦ storylandclassics.com ✦ Licensed for one classroom or family. Thank you for not sharing the file!

✦ COLOR IT ✦

Hot Cross Buns

Color the picture. Then trace the word from the rhyme.



Trace: hot

✦ RHYME OF THE DAY ✦ VIDEO 5:40 ✦

To Market, To Market



To market, to market,
To buy a fat pig.
Home again, home again, jiggety-jig.
To market, to market, to buy a fat hog.
Home again, home again, jiggety-jog.
To market, to market, to buy a plum bun.
Home again, home again, market is done.

TALK ABOUT IT

1. Where did the boy go?
2. What did he buy the first time? What did he buy the second time?

Scan or tap to watch this rhyme

 ✦ © 2026 Storyland Classics ✦ storylandclassics.com ✦ Licensed for one classroom or family. Thank you for not sharing the file!

✦ COLOR IT ✦

To Market, To Market

Color the picture. Then trace the word from the rhyme.



Trace: pig

 © 2026 Storyland Classics ✦ storylandclassics.com ✦ Licensed for one classroom or family. Thank you for not sharing the file!

✦ RHYME OF THE DAY ✦ VIDEO 4:12 ✦

Pat-a-Cake



Pat-a-cake, pat-a-cake, baker's man,
Bake me a cake as fast as you can;
Pat it and prick it, and mark it with B,
And put it in the oven for Baby and me.

TALK ABOUT IT

1. Who is baking the cake?
2. What letter does he mark on the cake? What sound does *B* make?

Scan or tap to
watch this rhyme

✦ COLOR IT ✦

Pat-a-Cake

Color the picture. Then trace the word from the rhyme.



Trace: Bb

Pocket-Chart Sentence Strips

Each strip is one line of a rhyme. Cut them apart, place a rhyme's strips in a pocket chart from top to bottom, and read it together. Then mix up the lines and let children put the rhyme back in order.

ONE, TWO, BUCKLE MY SHOE ✦ LINE 1 OF 5

One, two, buckle my shoe.

ONE, TWO, BUCKLE MY SHOE ✦ LINE 2 OF 5

Three, four, knock on the door.

ONE, TWO, BUCKLE MY SHOE ✦ LINE 3 OF 5

Five, six, pick up sticks.

ONE, TWO, BUCKLE MY SHOE ✦ LINE 4 OF 5

Seven, eight, make them straight.

ONE, TWO, BUCKLE MY SHOE ✦ LINE 5 OF 5

Nine, ten, a big fat hen.

 ✦ © 2026 Storyland Classics ✦ storylandclassics.com ✦ Licensed for one classroom or family. Thank you for not sharing the file!

Pocket-Chart Sentence Strips

Each strip is one line of a rhyme. Cut them apart, place a rhyme's strips in a pocket chart from top to bottom, and read it together. Then mix up the lines and let children put the rhyme back in order.

HICKORY DICKORY DOCK ✦ LINE 1 OF 5

Hickory, dickory, dock.

HICKORY DICKORY DOCK ✦ LINE 2 OF 5

The mouse ran up the clock.

HICKORY DICKORY DOCK ✦ LINE 3 OF 5

The clock struck one,

HICKORY DICKORY DOCK ✦ LINE 4 OF 5

The mouse ran down.

HICKORY DICKORY DOCK ✦ LINE 5 OF 5

Hickory, dickory, dock!

 ✦ © 2026 Storyland Classics ✦ storylandclassics.com ✦ Licensed for one classroom or family. Thank you for not sharing the file!

Pocket-Chart Sentence Strips

Each strip is one line of a rhyme. Cut them apart, place a rhyme's strips in a pocket chart from top to bottom, and read it together. Then mix up the lines and let children put the rhyme back in order.

HOT CROSS BUNS ✦ LINE 1 OF 7

Hot cross buns! Hot cross buns!

HOT CROSS BUNS ✦ LINE 2 OF 7

One *a* penny, two *a* penny,

HOT CROSS BUNS ✦ LINE 3 OF 7

Hot cross buns!

HOT CROSS BUNS ✦ LINE 4 OF 7

If you have no daughters,

HOT CROSS BUNS ✦ LINE 5 OF 7

Give them to your sons.

HOT CROSS BUNS ✦ LINE 6 OF 7

One *a* penny, two *a* penny,

HOT CROSS BUNS ✦ LINE 7 OF 7

Hot cross buns!

 ✦ © 2026 Storyland Classics ✦ storylandclassics.com ✦ Licensed for one classroom or family. Thank you for not sharing the file!

Pocket-Chart Sentence Strips

Each strip is one line of a rhyme. Cut them apart, place a rhyme's strips in a pocket chart from top to bottom, and read it together. Then mix up the lines and let children put the rhyme back in order.

TO MARKET, TO MARKET ✦ LINE 1 OF 7

To market, to market,

TO MARKET, TO MARKET ✦ LINE 2 OF 7

To buy a fat pig.

TO MARKET, TO MARKET ✦ LINE 3 OF 7

Home again, home again, jiggety-jig.

TO MARKET, TO MARKET ✦ LINE 4 OF 7

To market, to market, to buy a fat hog.

TO MARKET, TO MARKET ✦ LINE 5 OF 7

Home again, home again, jiggety-jog.

TO MARKET, TO MARKET ✦ LINE 6 OF 7

To market, to market, to buy a plum bun.

TO MARKET, TO MARKET ✦ LINE 7 OF 7

Home again, home again, market is done.

 ✦ © 2026 Storyland Classics ✦ storylandclassics.com ✦ Licensed for one classroom or family. Thank you for not sharing the file!

Pocket-Chart Sentence Strips

Each strip is one line of a rhyme. Cut them apart, place a rhyme's strips in a pocket chart from top to bottom, and read it together. Then mix up the lines and let children put the rhyme back in order.

PAT-A-CAKE ✦ LINE 1 OF 4

Pat-a-cake, pat-a-cake, baker's man,

PAT-A-CAKE ✦ LINE 2 OF 4

Bake me a cake as fast as you can.

PAT-A-CAKE ✦ LINE 3 OF 4

Pat it and prick it and mark it with B,

PAT-A-CAKE ✦ LINE 4 OF 4

And put it in the oven for baby and me.

 ✦ © 2026 Storyland Classics ✦ storylandclassics.com ✦ Licensed for one classroom or family. Thank you for not sharing the file!

✦ SORT & THINK ✦

Word Family Sort

Words in a word family end with the same letters and the same sound, so they rhyme: Jill and hill. Cut out the word cards on the next page, read each word aloud, and put it in the house with the same ending. The picture on each house is a helper word.

-ill



hill

-ock



clock

-ow



snow

-ay



tray

-ee



bee

-at



hat

 © 2026 Storyland Classics ✦ storylandclassics.com ✦ Licensed for one classroom or family. Thank you for not sharing the file!

✦ SORT & THINK ✦

Word Family Cards

Cut on the dotted lines. Read each word and look at its ending. Then put it in the matching house: clock goes in the -ock house.

lock	three	sat	play
hill	clock	wee	row
grow	away	that	day
still	snow	cat	fat
Jill	will	lay	know
dock	tree	see	knock

✦ WEEK 4 ✦

Kings, Queens & Cats

Five rhymes this week: one a day, with a review on Friday.



DAY 1
Old King Cole



DAY 2
Pussycat, Pussycat



DAY 3
Hey Diddle Diddle



DAY 4
Little Miss Muffet



DAY 5
Molly, My Sister

THIS WEEK'S RHYMES

- **Day 1: Old King Cole** video 8:59 ✦ poster 72 ✦ coloring 73
- **Day 2: Pussycat, Pussycat** video 11:20 ✦ poster 74 ✦ coloring 75
- **Day 3: Hey Diddle Diddle** video 16:07 ✦ poster 76 ✦ coloring 77
- **Day 4: Little Miss Muffet** video 10:50 ✦ poster 78 ✦ coloring 79
- **Day 5: Molly, My Sister** video 6:24 ✦ poster 80 ✦ coloring 81

FRIDAY REVIEW

- Venn diagram: Cats on Adventures (page 87)
- Uh-oh! Problem & Fix: Little Bo-Peep and Little Miss Muffet (page 88)
- Rebuild a rhyme with this week's sentence strips (pages 82–86)

WORDS TO TALK ABOUT

merry old soul, fiddle, fiddle, tuffet, curds and whey, fell out

Kid-friendly meanings are in the Vocabulary Guide on page 10

PRINT FOR THIS WEEK

- **Posters** (in color, on cardstock): pages 72, 74, 76, 78 and 80
- **Coloring pages** (one per child): pages 73, 75, 77, 79 and 81
- **Sentence strips:** pages 82–86
- **Friday review:** pages 87–88

Or print the whole week at once: pages 71–88.

✦ RHYME OF THE DAY ✦ VIDEO 8:59 ✦

Old King Cole



Old King Cole was a merry old soul,
And a merry old soul was he.
He called for his pipe, and he called for his bowl,
And he called for his fiddlers three.

Every fiddler he had a fiddle,
And a very fine fiddle had he.
Oh, there's none so rare as can compare
With King Cole and his fiddlers three.

TALK ABOUT IT

1. What kind of king was Old King Cole? (*Merry* means happy and jolly.)
2. What did the king call for?

Scan or tap to
watch this rhyme

✦ COLOR IT ✦

Old King Cole

Color the picture. Then trace the word from the rhyme.



Trace: king

✦ RHYME OF THE DAY ✦ VIDEO 11:20 ✦

Pussycat, Pussycat



Pussycat, pussycat, where have you been?
I've been to London to visit the Queen.
Pussycat, pussycat, what did you there?
I frightened a little mouse under her chair.

TALK ABOUT IT

1. Where did the pussycat go?
2. Who did the cat visit in London?

Scan or tap to
watch this rhyme

✦ COLOR IT ✦

Pussycat, Pussycat

Color the picture. Then trace the word from the rhyme.



Trace: cat

✦ RHYME OF THE DAY ✦ VIDEO 16:07 ✦

Hey Diddle Diddle



Hey diddle diddle,
The cat and the fiddle,
The cow jumped over the moon;
The little dog laughed
To see such sport,
And the dish ran away with the spoon.

TALK ABOUT IT

1. What did the cat play? (A fiddle is another name for a violin.)
2. What did the cow jump over?

Scan or tap to watch this rhyme

 © 2026 Storyland Classics ✦ storylandclassics.com ✦ Licensed for one classroom or family. Thank you for not sharing the file!

✦ COLOR IT ✦

Hey Diddle Diddle

Color the picture. Then trace the word from the rhyme.



Trace: cat

✦ RHYME OF THE DAY ✦ VIDEO 10:50 ✦

Little Miss Muffet



Little Miss Muffet
Sat on a tuffet,
Eating her curds and whey;
Along came a spider,
Who sat down beside her,
And frightened Miss Muffet away.

TALK ABOUT IT

1. Where did Miss Muffet sit? (A *tuffet* is a little mound or low seat.)
2. What was she eating? (*Curds and whey* is like cottage cheese.)

Scan or tap to
watch this rhyme

 © 2026 Storyland Classics ✦ storylandclassics.com ✦ Licensed for one classroom or family. Thank you for not sharing the file!

✦ COLOR IT ✦

Little Miss Muffet

Color the picture. Then trace the word from the rhyme.



Trace: sat

✦ RHYME OF THE DAY ✦ VIDEO 6:24 ✦

Molly, My Sister



Molly, my sister, and I fell out,
And what do you think it was about?
She loved coffee and I loved tea,
And that was the reason we could not agree.

TALK ABOUT IT

1. Who are the two girls in the rhyme?
2. What did they disagree about?

Scan or tap to
watch this rhyme

 ✦ © 2026 Storyland Classics ✦ storylandclassics.com ✦ Licensed for one classroom or family. Thank you for not sharing the file!

✦ COLOR IT ✦

Molly, My Sister

Color the picture. Then trace the word from the rhyme.



Trace: Molly

Pocket-Chart Sentence Strips

Each strip is one line of a rhyme. Cut them apart, place a rhyme's strips in a pocket chart from top to bottom, and read it together. Then mix up the lines and let children put the rhyme back in order.

OLD KING COLE ✦ LINE 1 OF 8

Old King Cole was a merry old soul,

OLD KING COLE ✦ LINE 2 OF 8

And a merry old soul was he.

OLD KING COLE ✦ LINE 3 OF 8

He called for his pipe, and he called for his bowl,

OLD KING COLE ✦ LINE 4 OF 8

And he called for his fiddlers three.

OLD KING COLE ✦ LINE 5 OF 8

Every fiddler he had a fiddle,

OLD KING COLE ✦ LINE 6 OF 8

And a very fine fiddle had he.

OLD KING COLE ✦ LINE 7 OF 8

Oh, there's none so rare as can compare

OLD KING COLE ✦ LINE 8 OF 8

With King Cole and his fiddlers three.

 ✦ © 2026 Storyland Classics ✦ storylandclassics.com ✦ Licensed for one classroom or family. Thank you for not sharing the file!

Pocket-Chart Sentence Strips

Each strip is one line of a rhyme. Cut them apart, place a rhyme's strips in a pocket chart from top to bottom, and read it together. Then mix up the lines and let children put the rhyme back in order.

PUSSYCAT, PUSSYCAT ✦ LINE 1 OF 4

"Pussycat, pussycat, where have you been?"

PUSSYCAT, PUSSYCAT ✦ LINE 2 OF 4

"I've been to London to visit the Queen."

PUSSYCAT, PUSSYCAT ✦ LINE 3 OF 4

"Pussycat, pussycat, what did you there?"

PUSSYCAT, PUSSYCAT ✦ LINE 4 OF 4

"I frightened a little mouse under her chair."

 © 2026 Storyland Classics ✦ storylandclassics.com ✦ Licensed for one classroom or family. Thank you for not sharing the file!

Pocket-Chart Sentence Strips

Each strip is one line of a rhyme. Cut them apart, place a rhyme's strips in a pocket chart from top to bottom, and read it together. Then mix up the lines and let children put the rhyme back in order.

HEY DIDDLE DIDDLE ✦ LINE 1 OF 5

Hey diddle diddle,

HEY DIDDLE DIDDLE ✦ LINE 2 OF 5

The cat and the fiddle,

HEY DIDDLE DIDDLE ✦ LINE 3 OF 5

The cow jumped over the moon.

HEY DIDDLE DIDDLE ✦ LINE 4 OF 5

The little dog laughed to see such sport,

HEY DIDDLE DIDDLE ✦ LINE 5 OF 5

And the dish ran away with the spoon.

 ✦ © 2026 Storyland Classics ✦ storylandclassics.com ✦ Licensed for one classroom or family. Thank you for not sharing the file!

Pocket-Chart Sentence Strips

Each strip is one line of a rhyme. Cut them apart, place a rhyme's strips in a pocket chart from top to bottom, and read it together. Then mix up the lines and let children put the rhyme back in order.

LITTLE MISS MUFFET ✦ LINE 1 OF 6

Little Miss Muffet

LITTLE MISS MUFFET ✦ LINE 2 OF 6

Sat on a tuffet,

LITTLE MISS MUFFET ✦ LINE 3 OF 6

Eating her curds and whey.

LITTLE MISS MUFFET ✦ LINE 4 OF 6

Along came a spider,

LITTLE MISS MUFFET ✦ LINE 5 OF 6

Who sat down beside her,

LITTLE MISS MUFFET ✦ LINE 6 OF 6

And frightened Miss Muffet away.

 ✦ © 2026 Storyland Classics ✦ storylandclassics.com ✦ Licensed for one classroom or family. Thank you for not sharing the file!

Pocket-Chart Sentence Strips

Each strip is one line of a rhyme. Cut them apart, place a rhyme's strips in a pocket chart from top to bottom, and read it together. Then mix up the lines and let children put the rhyme back in order.

MOLLY, MY SISTER ✦ LINE 1 OF 4

Molly, my sister, and I fell out,

MOLLY, MY SISTER ✦ LINE 2 OF 4

And what do you think it was about?

MOLLY, MY SISTER ✦ LINE 3 OF 4

She loved coffee and I loved tea,

MOLLY, MY SISTER ✦ LINE 4 OF 4

And that was the reason we could not agree.

 ✦ © 2026 Storyland Classics ✦ storylandclassics.com ✦ Licensed for one classroom or family. Thank you for not sharing the file!

✦ COMPARE & CONTRAST ✦

Cats on Adventures

Hey Diddle Diddle and Pussycat, Pussycat: how are they the same? How are they different?





Hey Diddle Diddle | BOTH | *Pussycat, Pussycat*

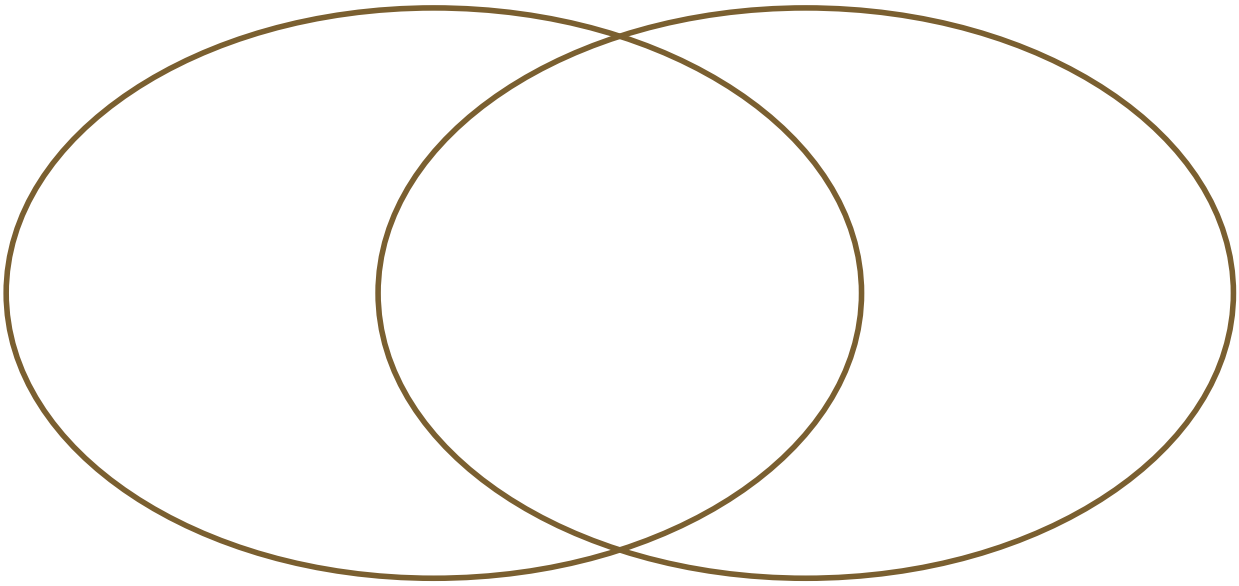

Talk about both rhymes. Draw or write things that are only true of one rhyme in its own circle, and things that are true of both in the middle.

1. What does the cat do in each rhyme?

2. Where does each story happen?

3. Which cat is sillier? Why?

 © 2026 Storyland Classics ✦ storylandclassics.com ✦ Licensed for one classroom or family. Thank you for not sharing the file!

✦ SORT & THINK ✦

Uh-oh! Problem & Fix

In these rhymes, something goes wrong. Read the problem together, talk about it, then draw a way to help.



Little Bo-Peep

Uh-oh! Little Bo-Peep has lost her sheep.

How could you help fix the problem? Draw it!



Little Miss Muffet

Uh-oh! A spider frightened Miss Muffet away.

How could you help fix the problem? Draw it!

✦ WEEK 5 ✦

Kitchens, Gardens & Weather

Five rhymes this week: one a day, with a review on Friday.



DAY 1
Pease Porridge Hot



DAY 2
Mary, Mary, Quite Contrary



DAY 3
The Rose Is Red



DAY 4
Freddie and the Cherry Tree



DAY 5
Rain, Rain, Go Away

THIS WEEK'S RHYMES

- **Day 1: Pease Porridge Hot** video 7:25 ✦ poster 90 ✦ coloring 91
- **Day 2: Mary, Mary, Quite Contrary** video 14:52 ✦ poster 92 ✦ coloring 93
- **Day 3: The Rose Is Red** video 15:18 ✦ poster 94 ✦ coloring 95
- **Day 4: Freddie and the Cherry Tree** video 13:19 ✦ poster 96 ✦ coloring 97
- **Day 5: Rain, Rain, Go Away** video 15:39 ✦ poster 98 ✦ coloring 99

FRIDAY REVIEW

- Venn diagram: Something to Eat (page 105)
- Rebuild a rhyme with this week's sentence strips (pages 100–104)
- Add this week's rhymes to the theme sort from Week 2 (pages 47–52)

WORDS TO TALK ABOUT

pease porridge, contrary, cockle shells, maids, thee, thine, ventured

Kid-friendly meanings are in the Vocabulary Guide on page 10

PRINT FOR THIS WEEK

- **Posters** (in color, on cardstock): pages 90, 92, 94, 96 and 98
- **Coloring pages** (one per child): pages 91, 93, 95, 97 and 99
- **Sentence strips:** pages 100–104
- **Friday review:** pages 105

Or print the whole week at once: pages 89–105.

 © 2026 Storyland Classics ✦ storylandclassics.com ✦ Licensed for one classroom or family. Thank you for not sharing the file!

✦ RHYME OF THE DAY ✦ VIDEO 7:25 ✦

Pease Porridge Hot



Pease porridge hot,
Pease porridge cold,
Pease porridge in the pot,
Nine days old.

Some like it hot,
Some like it cold,
Some like it in the pot,
Nine days old.

TALK ABOUT IT

1. What is in the pot? (*Pease porridge* is a thick soup made from peas.)
2. Some like it hot and some like it cold. How do you like your soup?

Scan or tap to
watch this rhyme

✦ COLOR IT ✦

Pease Porridge Hot

Color the picture. Then trace the word from the rhyme.



Trace: hot

✦ RHYME OF THE DAY ✦ VIDEO 14:52 ✦

Mary, Mary, Quite Contrary



Mary, Mary, quite contrary,
How does your garden grow?
With silver bells, and cockle shells,
And pretty maids all in a row.

TALK ABOUT IT

1. What is growing in Mary's garden?
2. *Contrary* means someone who likes to do things her own way. Is Mary's garden like other gardens?

Scan or tap to watch this rhyme

 © 2026 Storyland Classics ✦ storylandclassics.com ✦ Licensed for one classroom or family. Thank you for not sharing the file!

✦ COLOR IT ✦

Mary, Mary, Quite Contrary

Color the picture. Then trace the word from the rhyme.



Trace: Mary

✦ RHYME OF THE DAY ✦ VIDEO 15:18 ✦

The Rose Is Red



The rose is red,
The violet's blue,
Sugar is sweet,
And so are you.

TALK ABOUT IT

1. What color is the rose? What color is the violet?
2. What else in the rhyme is sweet?

Scan or tap to
watch this rhyme

✦ COLOR IT ✦

The Rose Is Red

Color the picture. Then trace the word from the rhyme.



Trace: red

✦ RHYME OF THE DAY ✦ VIDEO 13:19 ✦

Freddie and the Cherry Tree



Freddie saw some fine ripe cherries
Hanging on a cherry tree,
And he said, "You pretty cherries,
Will you not come down to me?"

"Thank you kindly," said a cherry,
"We would rather stay up here;
If we ventured down this morning,
You would eat us up, I fear."

One, the finest of the cherries,
Dangled from a slender twig;
"You are beautiful," said Freddie,
"Red and ripe, and oh, how big!"

"Catch me," said the cherry, "catch me,
Little master, if you can."
"I would catch you soon," said Freddie,
"If I were a grown-up man."

Freddie jumped, and tried to reach it,
Standing high upon his toes;
But the cherry bobbed about,
And laughed, and tickled Freddie's nose.

TALK ABOUT IT

1. What did Freddie ask the cherries to do?
2. Why didn't the cherries want to come down?

Scan or tap to
watch this rhyme

✦ COLOR IT ✦

Freddie and the Cherry Tree

Color the picture. Then trace the word from the rhyme.



Trace: tree

✦ RHYME OF THE DAY ✦ VIDEO 15:39 ✦

Rain, Rain, Go Away



Rain, rain, go away,
Come again another day.
Little Arthur wants to play.

TALK ABOUT IT

1. What does the boy want the rain to do?
2. Why can't Arthur go out to play?

Scan or tap to
watch this rhyme

 © 2026 Storyland Classics ✦ storylandclassics.com ✦ Licensed for one classroom or family. Thank you for not sharing the file!

✦ COLOR IT ✦

Rain, Rain, Go Away

Color the picture. Then trace the word from the rhyme.



Trace: rain

Pocket-Chart Sentence Strips

Each strip is one line of a rhyme. Cut them apart, place a rhyme's strips in a pocket chart from top to bottom, and read it together. Then mix up the lines and let children put the rhyme back in order.

PEASE PORRIDGE HOT ✦ LINE 1 OF 8

Pease porridge hot,

PEASE PORRIDGE HOT ✦ LINE 2 OF 8

Pease porridge cold,

PEASE PORRIDGE HOT ✦ LINE 3 OF 8

Pease porridge in the pot

PEASE PORRIDGE HOT ✦ LINE 4 OF 8

Nine days old.

PEASE PORRIDGE HOT ✦ LINE 5 OF 8

Some like it hot,

PEASE PORRIDGE HOT ✦ LINE 6 OF 8

Some like it cold,

PEASE PORRIDGE HOT ✦ LINE 7 OF 8

Some like it in the pot

PEASE PORRIDGE HOT ✦ LINE 8 OF 8

Nine days old.

 ✦ © 2026 Storyland Classics ✦ storylandclassics.com ✦ Licensed for one classroom or family. Thank you for not sharing the file!

Pocket-Chart Sentence Strips

Each strip is one line of a rhyme. Cut them apart, place a rhyme's strips in a pocket chart from top to bottom, and read it together. Then mix up the lines and let children put the rhyme back in order.

MARY, MARY, QUITE CONTRARY ✦ LINE 1 OF 4

Mary, Mary, quite contrary,

MARY, MARY, QUITE CONTRARY ✦ LINE 2 OF 4

How does your garden grow?

MARY, MARY, QUITE CONTRARY ✦ LINE 3 OF 4

With silver bells and cockle shells,

MARY, MARY, QUITE CONTRARY ✦ LINE 4 OF 4

And pretty maids all in a row.

THE ROSE IS RED ✦ LINE 1 OF 4

The rose is red,

THE ROSE IS RED ✦ LINE 2 OF 4

The violet's blue,

THE ROSE IS RED ✦ LINE 3 OF 4

Sugar is sweet,

THE ROSE IS RED ✦ LINE 4 OF 4

And so are you.

 ✦ © 2026 Storyland Classics ✦ storylandclassics.com ✦ Licensed for one classroom or family. Thank you for not sharing the file!

Pocket-Chart Sentence Strips

Each strip is one line of a rhyme. Cut them apart, place a rhyme's strips in a pocket chart from top to bottom, and read it together. Then mix up the lines and let children put the rhyme back in order.

FREDDIE AND THE CHERRY TREE ✦ LINE 1 OF 20
Freddie saw some fine ripe cherries

FREDDIE AND THE CHERRY TREE ✦ LINE 2 OF 20
Hanging on a cherry tree,

FREDDIE AND THE CHERRY TREE ✦ LINE 3 OF 20
And he said, "You pretty cherries,

FREDDIE AND THE CHERRY TREE ✦ LINE 4 OF 20
Will you not come down to me?"

FREDDIE AND THE CHERRY TREE ✦ LINE 5 OF 20
"Thank you kindly," said a cherry,

FREDDIE AND THE CHERRY TREE ✦ LINE 6 OF 20
"We would rather stay up here;

FREDDIE AND THE CHERRY TREE ✦ LINE 7 OF 20
If we ventured down this morning,

FREDDIE AND THE CHERRY TREE ✦ LINE 8 OF 20
You would eat us up, I fear."

 ✦ © 2026 Storyland Classics ✦ storylandclassics.com ✦ Licensed for one classroom or family. Thank you for not sharing the file!

Pocket-Chart Sentence Strips

Each strip is one line of a rhyme. Cut them apart, place a rhyme's strips in a pocket chart from top to bottom, and read it together. Then mix up the lines and let children put the rhyme back in order.

FREDDIE AND THE CHERRY TREE ✦ LINE 9 OF 20

One, the finest of the cherries,

FREDDIE AND THE CHERRY TREE ✦ LINE 10 OF 20

Dangled from a slender twig;

FREDDIE AND THE CHERRY TREE ✦ LINE 11 OF 20

"You are beautiful," said Freddie,

FREDDIE AND THE CHERRY TREE ✦ LINE 12 OF 20

"Red and ripe, and oh, how big!"

FREDDIE AND THE CHERRY TREE ✦ LINE 13 OF 20

"Catch me," said the cherry, "catch me,

FREDDIE AND THE CHERRY TREE ✦ LINE 14 OF 20

Little master, if you can."

FREDDIE AND THE CHERRY TREE ✦ LINE 15 OF 20

"I would catch you soon," said Freddie,

FREDDIE AND THE CHERRY TREE ✦ LINE 16 OF 20

"If I were a grown-up man."

 ✦ © 2026 Storyland Classics ✦ storylandclassics.com ✦ Licensed for one classroom or family. Thank you for not sharing the file!

Pocket-Chart Sentence Strips

Each strip is one line of a rhyme. Cut them apart, place a rhyme's strips in a pocket chart from top to bottom, and read it together. Then mix up the lines and let children put the rhyme back in order.

FREDDIE AND THE CHERRY TREE ✦ LINE 17 OF 20

Freddie jumped, and tried to reach it,

FREDDIE AND THE CHERRY TREE ✦ LINE 18 OF 20

Standing high upon his toes;

FREDDIE AND THE CHERRY TREE ✦ LINE 19 OF 20

But the cherry bobbed about,

FREDDIE AND THE CHERRY TREE ✦ LINE 20 OF 20

And laughed, and tickled Freddie's nose.

RAIN, RAIN, GO AWAY ✦ LINE 1 OF 3

Rain, rain, go away,

RAIN, RAIN, GO AWAY ✦ LINE 2 OF 3

Come again another day.

RAIN, RAIN, GO AWAY ✦ LINE 3 OF 3

Little Arthur wants to play.

 ✦ © 2026 Storyland Classics ✦ storylandclassics.com ✦ Licensed for one classroom or family. Thank you for not sharing the file!

✦ COMPARE & CONTRAST ✦

Something to Eat

Hot Cross Buns and Pease Porridge Hot: how are they the same? How are they different?





Hot Cross Buns BOTH *Pease Porridge Hot*

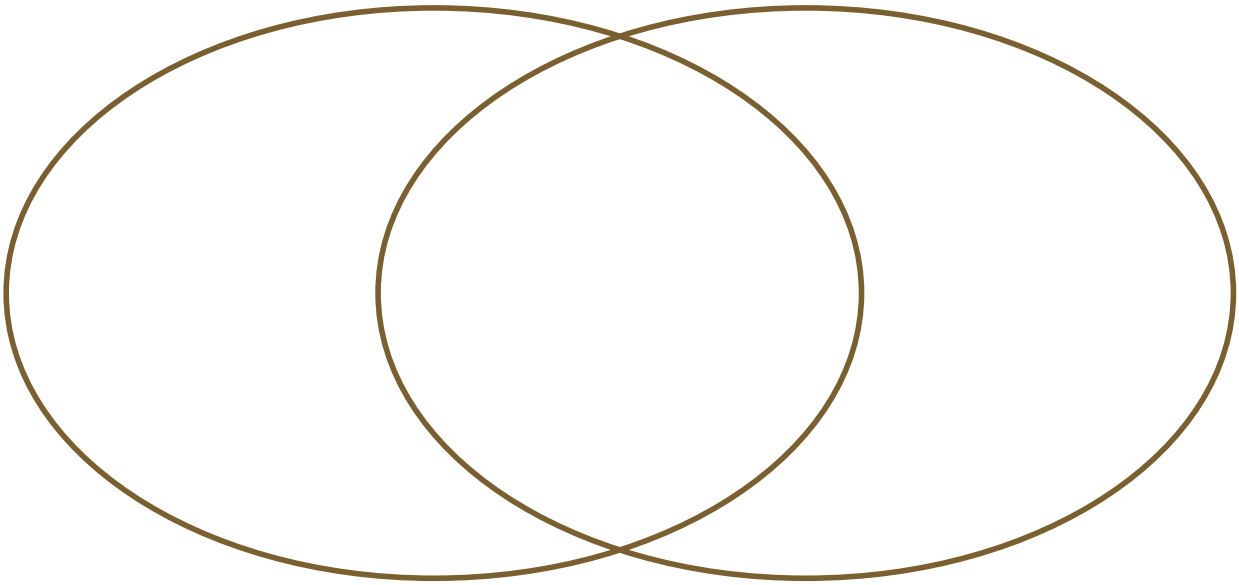

Talk about both rhymes. Draw or write things that are only true of one rhyme in its own circle, and things that are true of both in the middle.

1. What food is in each rhyme?

2. Is the food hot or cold? How do you know?

3. Which food would you like to taste?

✦ © 2026 Storyland Classics ✦ storylandclassics.com ✦ Licensed for one classroom or family. Thank you for not sharing the file!

✦ WEEK 6 ✦

Adventures & Bedtime

Five rhymes this week: one a day, with a review on Friday.



DAY 1
The Three Wise Men of Gotham



DAY 2
I Saw a Ship A-Sailing



DAY 3
The Old Woman Who Lived in a Shoe



DAY 4
Wee Willie Winkie



DAY 5
Twinkle, Twinkle, Little Star

THIS WEEK'S RHYMES

- **Day 1: The Three Wise Men of Gotham** video 8:36 ✦ poster 107 ✦ coloring 108
- **Day 2: I Saw a Ship A-Sailing** video 11:51 ✦ poster 109 ✦ coloring 110
- **Day 3: The Old Woman Who Lived in a Shoe** video 16:36 ✦ poster 111 ✦ coloring 112
- **Day 4: Wee Willie Winkie** video 17:09 ✦ poster 113 ✦ coloring 114
- **Day 5: Twinkle, Twinkle, Little Star** video 17:40 ✦ poster 115 ✦ coloring 116

FRIDAY REVIEW

- Venn diagram: Two Old Women (page 123)
- Uh-oh! Problem & Fix: Gotham and Little Boy Blue (page 124)
- Mother Goose Village map (page 125)
- Village Treasure Hunt (page 126)
- Rebuild a rhyme with this week's sentence strips (pages 117–122)
- Celebrate: finish the Passport and give out certificates (pages 127–132)

WORDS TO TALK ABOUT

laden, comfits, hold, thee, thine, broth, nightgown, rapping

Kid-friendly meanings are in the Vocabulary Guide on page 10

PRINT FOR THIS WEEK

- **Posters** (in color, on cardstock): pages 107, 109, 111, 113 and 115
- **Coloring pages** (one per child): pages 108, 110, 112, 114 and 116
- **Sentence strips:** pages 117–122
- **Friday review:** pages 123–126

Or print the whole week at once: pages 106–126.

 © 2026 Storyland Classics ✦ storylandclassics.com ✦ Licensed for one classroom or family. Thank you for not sharing the file!

✦ RHYME OF THE DAY ✦ VIDEO 8:36 ✦

The Three Wise Men of Gotham



Three wise men of Gotham
Went to sea in a bowl.
If the bowl had been stronger,
My song would have been longer.

TALK ABOUT IT

1. How many men went to sea?
2. What did they sail in?

Scan or tap to
watch this rhyme

✦ © 2026 Storyland Classics ✦ storylandclassics.com ✦ Licensed for one classroom or family. Thank you for not sharing the file!

✦ COLOR IT ✦

The Three Wise Men of Gotham

Color the picture. Then trace the word from the rhyme.



Trace: men

 © 2026 Storyland Classics ✦ storylandclassics.com ✦ Licensed for one classroom or family. Thank you for not sharing the file!

✦ RHYME OF THE DAY ✦ VIDEO 11:51 ✦

I Saw a Ship A-Sailing



I saw a ship a-sailing,
A-sailing on the sea;
And oh, it was all laden
With pretty things for thee!

There were comfits in the cabin,
And apples in the hold;
The sails were made of silk,
And the masts were made of gold.

The four-and-twenty sailors
That stood between the decks,
Were four-and-twenty white mice,
With chains about their necks.

The captain was a duck,
With a packet on his back;
And when the ship began to move,
The captain said, "Quack! Quack!"

TALK ABOUT IT

1. What was on the ship? (*Comfits* are candies!)
2. What were the sails made of? What were the masts made of?

Scan or tap to
watch this rhyme

✦ © 2026 Storyland Classics ✦ storylandclassics.com ✦ Licensed for one classroom or family. Thank you for not sharing the file!

✦ COLOR IT ✦

I Saw a Ship A-Sailing

Color the picture. Then trace the word from the rhyme.



Trace: ship

✦ © 2026 Storyland Classics ✦ storylandclassics.com ✦ Licensed for one classroom or family. Thank you for not sharing the file!

✦ RHYME OF THE DAY ✦ VIDEO 16:36 ✦

The Old Woman Who Lived in a Shoe



There was an old woman who lived in a shoe.
She had so many children, she didn't know what to do.
She gave them some broth with plenty of bread
She kissed them all fondly and sent them to bed.

TALK ABOUT IT

1. Where did the old woman live?
2. Why didn't she know what to do? (So many children!)

Scan or tap to
watch this rhyme

 © 2026 Storyland Classics ✦ storylandclassics.com ✦ Licensed for one classroom or family. Thank you for not sharing the file!

✦ COLOR IT ✦

The Old Woman Who Lived in a Shoe

Color the picture. Then trace the word from the rhyme.



Trace: shoe

✦ RHYME OF THE DAY ✦ VIDEO 17:09 ✦

Wee Willie Winkie



Wee Willie Winkie runs through the town,
Upstairs and downstairs in his nightgown,
Rapping at the window, crying through the lock,
“Are the children all in bed? For now it’s eight o’clock!”

TALK ABOUT IT

1. Where does Wee Willie Winkie run?
2. What is he wearing? What does he carry to light the way?

Scan or tap to
watch this rhyme

 © 2026 Storyland Classics ✦ storylandclassics.com ✦ Licensed for one classroom or family. Thank you for not sharing the file!

✦ COLOR IT ✦

Wee Willie Winkie

Color the picture. Then trace the word from the rhyme.



Trace: town

✦ RHYME OF THE DAY ✦ VIDEO 17:40 ✦

Twinkle, Twinkle, Little Star



Twinkle, twinkle, little star,
How I wonder what you are!
Up above the world so high,
Like a diamond in the sky.
Twinkle, twinkle, little star,
How I wonder what you are!

TALK ABOUT IT

1. Where is the little star?
2. What does the star look like? (Like a diamond!)

Scan or tap to
watch this rhyme

 © 2026 Storyland Classics ✦ storylandclassics.com ✦ Licensed for one classroom or family. Thank you for not sharing the file!

✦ COLOR IT ✦

Twinkle, Twinkle, Little Star

Color the picture. Then trace the word from the rhyme.



Trace: star

 © 2026 Storyland Classics ✦ storylandclassics.com ✦ Licensed for one classroom or family. Thank you for not sharing the file!

Pocket-Chart Sentence Strips

Each strip is one line of a rhyme. Cut them apart, place a rhyme's strips in a pocket chart from top to bottom, and read it together. Then mix up the lines and let children put the rhyme back in order.

THE THREE WISE MEN OF GOTHAM ✦ LINE 1 OF 4

Three wise men of Gotham

THE THREE WISE MEN OF GOTHAM ✦ LINE 2 OF 4

Went to sea in a bowl.

THE THREE WISE MEN OF GOTHAM ✦ LINE 3 OF 4

If the bowl had been stronger,

THE THREE WISE MEN OF GOTHAM ✦ LINE 4 OF 4

My song would have been longer.

I SAW A SHIP A-SAILING ✦ LINE 1 OF 16

I saw a ship a-sailing,

I SAW A SHIP A-SAILING ✦ LINE 2 OF 16

A-sailing on the sea;

I SAW A SHIP A-SAILING ✦ LINE 3 OF 16

And oh, it was all laden

I SAW A SHIP A-SAILING ✦ LINE 4 OF 16

With pretty things for thee!

 ✦ © 2026 Storyland Classics ✦ storylandclassics.com ✦ Licensed for one classroom or family. Thank you for not sharing the file!

Pocket-Chart Sentence Strips

Each strip is one line of a rhyme. Cut them apart, place a rhyme's strips in a pocket chart from top to bottom, and read it together. Then mix up the lines and let children put the rhyme back in order.

I SAW A SHIP A-SAILING ✦ LINE 5 OF 16

There were comfits in the cabin,

I SAW A SHIP A-SAILING ✦ LINE 6 OF 16

And apples in the hold;

I SAW A SHIP A-SAILING ✦ LINE 7 OF 16

The sails were made of silk,

I SAW A SHIP A-SAILING ✦ LINE 8 OF 16

And the masts were made of gold.

I SAW A SHIP A-SAILING ✦ LINE 9 OF 16

The four-and-twenty sailors

I SAW A SHIP A-SAILING ✦ LINE 10 OF 16

That stood between the decks,

I SAW A SHIP A-SAILING ✦ LINE 11 OF 16

Were four-and-twenty white mice,

I SAW A SHIP A-SAILING ✦ LINE 12 OF 16

With chains about their necks.

 ✦ © 2026 Storyland Classics ✦ storylandclassics.com ✦ Licensed for one classroom or family. Thank you for not sharing the file!

Pocket-Chart Sentence Strips

Each strip is one line of a rhyme. Cut them apart, place a rhyme's strips in a pocket chart from top to bottom, and read it together. Then mix up the lines and let children put the rhyme back in order.

I SAW A SHIP A-SAILING ✦ LINE 13 OF 16

The captain was a duck,

I SAW A SHIP A-SAILING ✦ LINE 14 OF 16

With a packet on his back;

I SAW A SHIP A-SAILING ✦ LINE 15 OF 16

And when the ship began to move,

I SAW A SHIP A-SAILING ✦ LINE 16 OF 16

The captain said, “Quack! Quack!”

 ✦ © 2026 Storyland Classics ✦ storylandclassics.com ✦ Licensed for one classroom or family. Thank you for not sharing the file!

Pocket-Chart Sentence Strips

Each strip is one line of a rhyme. Cut them apart, place a rhyme's strips in a pocket chart from top to bottom, and read it together. Then mix up the lines and let children put the rhyme back in order.

THE OLD WOMAN WHO LIVED IN A SHOE ✦ LINE 1 OF 4

There was an old woman who lived in a shoe.

THE OLD WOMAN WHO LIVED IN A SHOE ✦ LINE 2 OF 4

She had so many children, she didn't know what to do.

THE OLD WOMAN WHO LIVED IN A SHOE ✦ LINE 3 OF 4

She gave them some broth with plenty of bread

THE OLD WOMAN WHO LIVED IN A SHOE ✦ LINE 4 OF 4

She kissed them all fondly and sent them to bed.

 ✦ © 2026 Storyland Classics ✦ storylandclassics.com ✦ Licensed for one classroom or family. Thank you for not sharing the file!

Pocket-Chart Sentence Strips

Each strip is one line of a rhyme. Cut them apart, place a rhyme's strips in a pocket chart from top to bottom, and read it together. Then mix up the lines and let children put the rhyme back in order.

WEE WILLIE WINKIE ✦ LINE 1 OF 5

Wee Willie Winkie runs through the town,

WEE WILLIE WINKIE ✦ LINE 2 OF 5

Upstairs and downstairs in his nightgown,

WEE WILLIE WINKIE ✦ LINE 3 OF 5

Rapping at the window, crying through the lock,

WEE WILLIE WINKIE ✦ LINE 4 OF 5

"Are the children all in bed?

WEE WILLIE WINKIE ✦ LINE 5 OF 5

For now it's eight o'clock!"

 ✦ © 2026 Storyland Classics ✦ storylandclassics.com ✦ Licensed for one classroom or family. Thank you for not sharing the file!

Pocket-Chart Sentence Strips

Each strip is one line of a rhyme. Cut them apart, place a rhyme's strips in a pocket chart from top to bottom, and read it together. Then mix up the lines and let children put the rhyme back in order.

TWINKLE, TWINKLE, LITTLE STAR ✦ LINE 1 OF 6

Twinkle, twinkle, little star,

TWINKLE, TWINKLE, LITTLE STAR ✦ LINE 2 OF 6

How I wonder what you are!

TWINKLE, TWINKLE, LITTLE STAR ✦ LINE 3 OF 6

Up above the world so high,

TWINKLE, TWINKLE, LITTLE STAR ✦ LINE 4 OF 6

Like a diamond in the sky.

TWINKLE, TWINKLE, LITTLE STAR ✦ LINE 5 OF 6

Twinkle, twinkle, little star,

TWINKLE, TWINKLE, LITTLE STAR ✦ LINE 6 OF 6

How I wonder what you are!

 ✦ © 2026 Storyland Classics ✦ storylandclassics.com ✦ Licensed for one classroom or family. Thank you for not sharing the file!

✦ COMPARE & CONTRAST ✦

Two Old Women

The Old Woman Who Lived in a Shoe and Old Mother Goose: how are they the same? How are they different?





Old Woman Who Lived in a Shoe

BOTH

Old Mother Goose

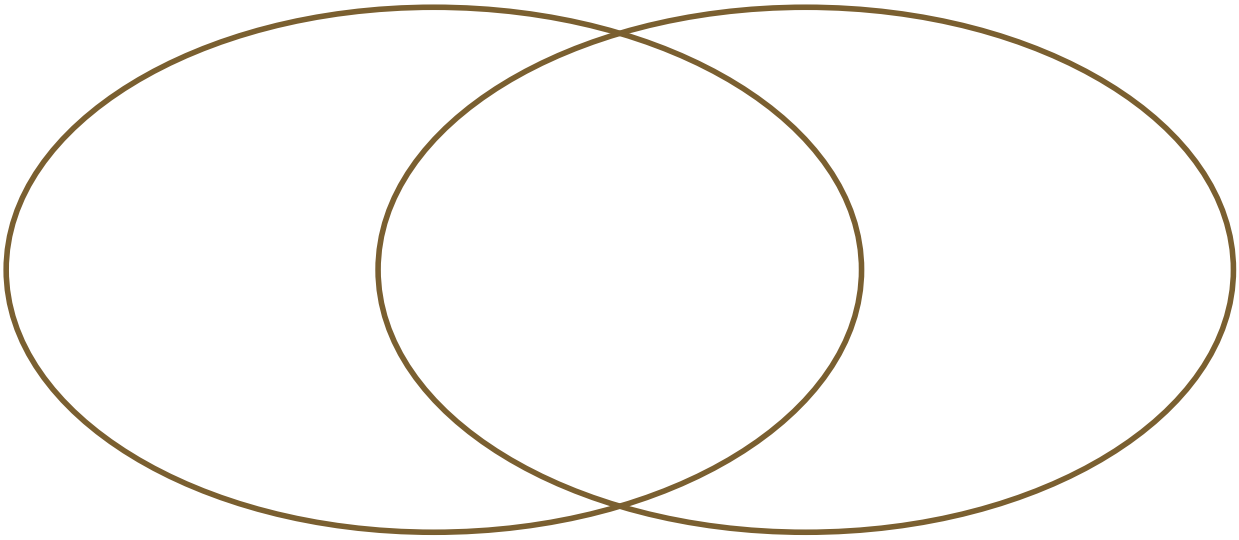

Talk about both rhymes. Draw or write things that are only true of one rhyme in its own circle, and things that are true of both in the middle.

1. Where does each old woman live or go?

2. Who is with each old woman?

3. Which old woman would you like to visit?

 © 2026 Storyland Classics ✦ storylandclassics.com ✦ Licensed for one classroom or family. Thank you for not sharing the file!

✦ SORT & THINK ✦

Uh-oh! Problem & Fix

In these rhymes, something goes wrong. Read the problem together, talk about it, then draw a way to help.



The Three Wise Men of Gotham

Uh-oh! The bowl was not strong enough for the sea.

How could you help fix the problem? Draw it!



Little Boy Blue

Uh-oh! Little Boy Blue fell asleep, and the sheep got out.

How could you help fix the problem? Draw it!

✦ CLASSROOM DISPLAY ✦

The Mother Goose Village

Color the map and follow the dotted path from place to place. Which nursery rhyme happens in each spot?

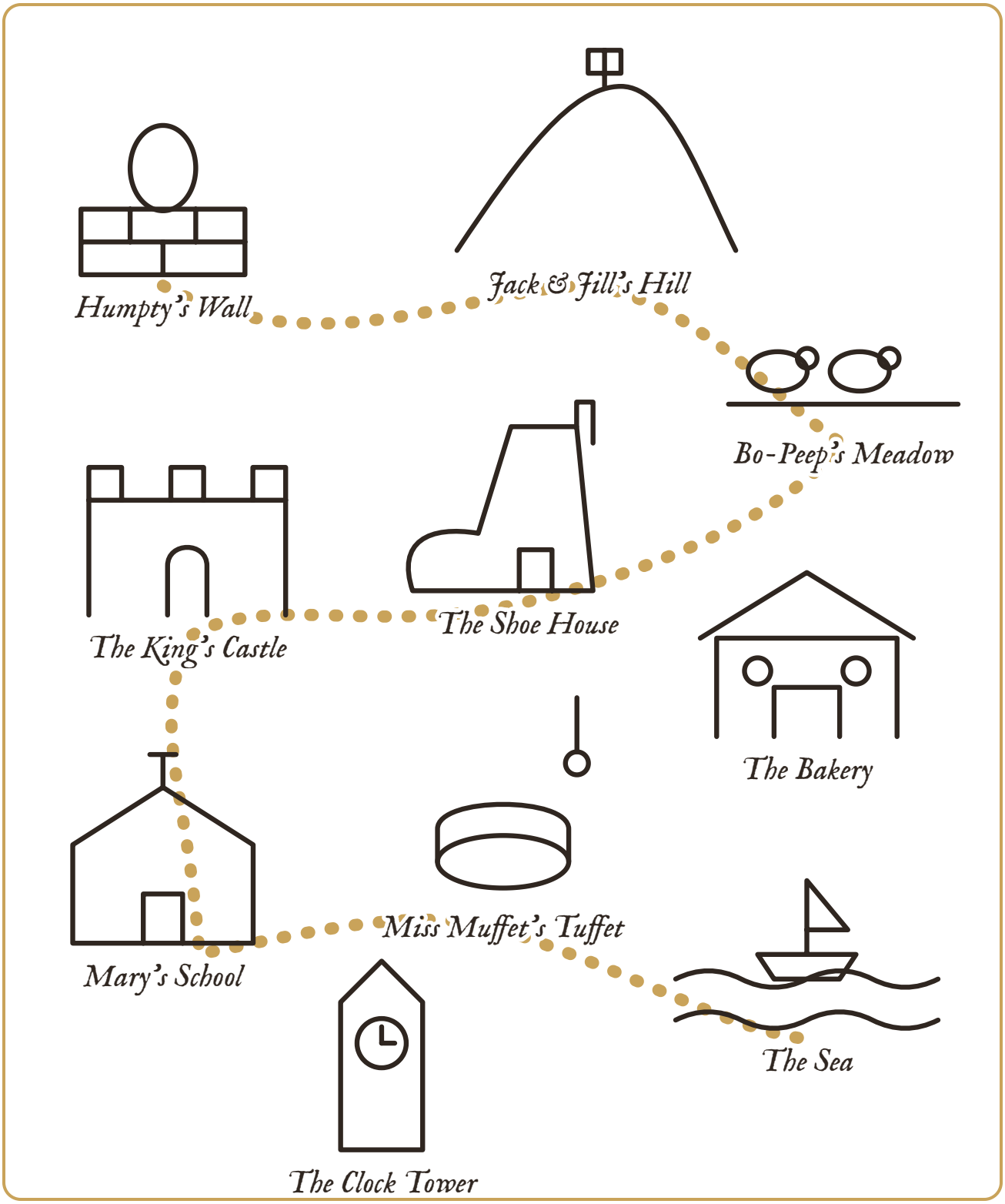

 ✦ © 2026 Storyland Classics ✦ storylandclassics.com ✦ Licensed for one classroom or family. Thank you for not sharing the file!

✦ CLASSROOM DISPLAY ✦

Village Treasure Hunt

Use the Mother Goose Village map. Write or draw the place for each question.

1. Where did Humpty Dumpty sit?

2. Where did Jack and Jill fetch water?

3. Where might Little Bo-Peep find her sheep?

4. Where do Old King Cole and the Queen live?

5. Where did the mouse run up and down?

6. Where did the wise men of Gotham sail?

7. Where did Mary's lamb follow her?

8. Where would you buy hot cross buns?

9. Draw a new place for the village! Which rhyme lives there?

 © 2026 Storyland Classics ✦ storylandclassics.com ✦ Licensed for one classroom or family. Thank you for not sharing the file!

My Rhyme Explorer Passport



This passport belongs to:

_____

Every time you explore a new rhyme (you watch it, say it together and talk about it), color or stamp its circle. To watch a rhyme again, scan the QR code on its poster or find it in the read-aloud using the video time.

 ✦ © 2026 Storyland Classics ✦ storylandclassics.com ✦ Licensed for one classroom or family. Thank you for not sharing the file!

✦ CELEBRATE ✦

My Passport Stamps

Rhymes 1–10 ✦ Color or stamp the circle when you have explored the rhyme: "I explored this rhyme!"

- **Humpty Dumpty** — video 0:00
- **Jack and Jill** — video 0:38
- **Baa, Baa, Black Sheep** — video 1:02
- **Mary Had a Little Lamb** — video 1:32
- **One, Two, Buckle My Shoe** — video 2:40
- **Hickory Dickory Dock** — video 3:45
- **Pat-a-Cake** — video 4:12
- **Hot Cross Buns** — video 4:40
- **Jack Be Nimble** — video 5:16
- **To Market, To Market** — video 5:40

✦ CELEBRATE ✦

My Passport Stamps

Rhymes 11–20 ✦ Color or stamp the circle when you have explored the rhyme: "I explored this rhyme!"

Molly, My Sister
video 6:24

Little Jack Horner
video 6:58

Pease Porridge Hot
video 7:25

Higgledy Piggledy, My Black Hen
video 8:06

The Three Wise Men of Gotham
video 8:36

Old King Cole
video 8:59

Little Boy Blue
video 9:45

Little Bo-Peep
video 10:24

Little Miss Muffet
video 10:50

Pussycat, Pussycat
video 11:20

 © 2026 Storyland Classics ✦ storylandclassics.com ✦ Licensed for one classroom or family. Thank you for not sharing the file!

✦ CELEBRATE ✦

My Passport Stamps

Rhymes 21–30 ✦ Color or stamp the circle when you have explored the rhyme: "I explored this rhyme!"

- **I Saw a Ship A-Sailing** — video 11:51
- **Freddie and the Cherry Tree** — video 13:19
- **Old Mother Goose** — video 14:34
- **Mary, Mary, Quite Contrary** — video 14:52
- **The Rose Is Red** — video 15:18
- **Rain, Rain, Go Away** — video 15:39
- **Hey Diddle Diddle** — video 16:07
- **The Old Woman Who Lived in a Shoe** — video 16:36
- **Wee Willie Winkie** — video 17:09
- **Twinkle, Twinkle, Little Star** — video 17:40

 © 2026 Storyland Classics ✦ storylandclassics.com ✦ Licensed for one classroom or family. Thank you for not sharing the file!

By-Heart Checklist: Rhymes I Can Say

Optional. Grown-ups: check a box when the child says the rhyme with help, then on their own, then to a friend.

Rhyme	With help	On my own	To a friend
Humpty Dumpty			
Jack and Jill			
Baa, Baa, Black Sheep			
Mary Had a Little Lamb			
One, Two, Buckle My Shoe			
Hickory Dickory Dock			
Pat-a-Cake			
Hot Cross Buns			
Jack Be Nimble			
To Market, To Market			
Molly, My Sister			
Little Jack Horner			
Pease Porridge Hot			
Higgledy Piggledy, My Black Hen			
The Three Wise Men of Gotham			
Old King Cole			
Little Boy Blue			
Little Bo-Peep			
Little Miss Muffet			
Pussycat, Pussycat			
I Saw a Ship A-Sailing			
Freddie and the Cherry Tree			
Old Mother Goose			
Mary, Mary, Quite Contrary			
The Rose Is Red			
Rain, Rain, Go Away			
Hey Diddle Diddle			
The Old Woman Who Lived in a Shoe			
Wee Willie Winkie			
Twinkle, Twinkle, Little Star			

STORYLAND CLASSICS

Mother Goose Rhyme Explorer

This certifies that

_____

has explored the rhymes of Mother Goose!

★ *Extra star: I can say ___ rhymes by heart!*







Teacher or grown-up

Date

 ✦ © 2026 Storyland Classics ✦ storylandclassics.com ✦ Licensed for one classroom or family. Thank you for not sharing the file!

✦ EXTRA · BLANK SENTENCE STRIPS ✦

Pocket-Chart Sentence Strips

Each strip is one line of a rhyme. Cut them apart, place a rhyme's strips in a pocket chart from top to bottom, and read it together. Then mix up the lines and let children put the rhyme back in order.

WRITE YOUR OWN LINE ✦ FOR A NEW VERSE OR A FAVORITE RHYME

WRITE YOUR OWN LINE ✦ FOR A NEW VERSE OR A FAVORITE RHYME

WRITE YOUR OWN LINE ✦ FOR A NEW VERSE OR A FAVORITE RHYME

WRITE YOUR OWN LINE ✦ FOR A NEW VERSE OR A FAVORITE RHYME

WRITE YOUR OWN LINE ✦ FOR A NEW VERSE OR A FAVORITE RHYME

WRITE YOUR OWN LINE ✦ FOR A NEW VERSE OR A FAVORITE RHYME

WRITE YOUR OWN LINE ✦ FOR A NEW VERSE OR A FAVORITE RHYME

WRITE YOUR OWN LINE ✦ FOR A NEW VERSE OR A FAVORITE RHYME

✦ FOR GROWN-UPS ✦

Answer Key

COMPARE & CONTRAST (SAMPLE ANSWERS)

Two Jacks: Both are boys named Jack who move quickly. Jack and Jill climbs a hill and falls; Jack Be Nimble jumps over a candlestick.

Lost Sheep: Both are shepherds whose sheep have wandered. Bo-Peep lost her sheep and waits; Little Boy Blue is asleep under the haystack.

Woolly Friends: Both have woolly sheep or lambs. The black sheep gives three bags of wool; Mary's lamb follows her to school.

Cats on Adventures: Both have cats. In Hey Diddle Diddle the cat plays a fiddle; in Pussycat, Pussycat the cat visits the Queen and frightens a mouse.

Two Old Women: Both are kind old women. One lives in a shoe with many children; Mother Goose flies through the air on a gander.

Something to Eat: Both are about food. Hot cross buns are sold for a penny; pease porridge is hot, cold and nine days old.

THEME SORT (MANY RHYMES FIT MORE THAN ONE GROUP)

Animals: Baa Baa, Mary's Lamb, Bo-Peep, Boy Blue, Higgledy Piggledy, Hey Diddle Diddle, Pussycat, Hickory Dickory Dock, Miss Muffet. **Food:** Hot Cross Buns, Pease Porridge, Pat-a-Cake, Jack Horner, To Market, Molly My Sister, Freddie. **Kings & Queens:** Old King Cole, Pussycat. **Night & Sky:** Twinkle, Wee Willie Winkie, Hey Diddle Diddle, Old Mother Goose. **Counting:** Buckle My Shoe, Hot Cross Buns, Hickory Dickory Dock, Higgledy Piggledy. **Water & Weather:** Rain Rain, Gotham, I Saw a Ship, Jack and Jill. **Make your own, for example Gardens & Flowers:** Mary, Mary; The Rose Is Red; Freddie and the Cherry Tree.

WORD FAMILY SORT

-ill: Jill, hill, will, still ✦ **-ock**: dock, clock, lock, knock ✦ **-ow**: snow, grow, row, know ✦ **-ay**: day, away, play, lay ✦ **-ee**: three, tree, see, wee ✦ **-at**: cat, sat, fat, that

VILLAGE TREASURE HUNT

1. Humpty's Wall ✦ 2. Jack & Jill's Hill ✦ 3. Bo-Peep's Meadow ✦ 4. The King's Castle ✦ 5. The Clock Tower ✦ 6. The Sea ✦ 7. Mary's School ✦ 8. The Bakery ✦ 9. Answers will vary.

UH-OH! PROBLEM & FIX

Answers will vary. Praise kind, creative solutions: a softer wall, holding hands on the hill, a sheep-finding map, sharing the tuffet, a stronger boat, an alarm clock!

THANK YOU!

Thank you for sharing the rhymes of Mother Goose with your children. Find a free activity pack for every rhyme at **storylandclassics.com**, and please subscribe to **@StorylandClassics** on YouTube to help us keep making them.

© 2026 Storyland Classics. Licensed for use by one teacher or family. Please share the link, not the file. Nursery rhyme texts are in the public domain; illustrations and activities are © Storyland Classics. Storyland Classics is not affiliated with Amplify or the Core Knowledge Foundation.

✦ FOR TEACHERS ✦

Standards Alignment

Mother Goose Read-Along Activity Pack ✦ Common Core State Standards, Kindergarten to Grade 2

STANDARD	WHAT IT MEANS	WHERE IN THIS GUIDE
RL.K.3	With prompting and support, identify characters, settings and major events.	*Uh-oh! Problem & Fix*
RL.K.9	With prompting and support, compare and contrast the adventures and experiences of characters.	*Compare-and-contrast pages*
RL.K.10	Actively engage in group reading activities with purpose and understanding.	*Rhyme of the Day read-alongs*
RF.K.1a	Follow words from left to right, top to bottom and page by page.	*Pocket-chart sentence strips*
RF.K.2	Demonstrate understanding of spoken words, syllables and sounds.	*Rhyme of the Day pages and Kindergarten Skills*
RF.K.2a	Recognize and produce rhyming words.	*Rhyme of the Day pages*
RF.K.2c	Blend and segment onsets and rimes of single-syllable spoken words.	*Word Family Sort*
SL.K.1	Participate in collaborative conversations with peers and adults.	*Talk About It*
SL.K.2	Confirm understanding of a text read aloud or presented through media by asking and answering questions.	*Video read-alongs and questions*
L.K.4	Determine or clarify the meaning of unknown words and phrases.	*Vocabulary Guide: Old Words, New Friends*
L.K.5a	Sort common objects into categories to gain a sense of the concepts the categories represent.	*Theme Sorting Cards and Sorting Mats*

Storyland Classics guides are made for ages 4–8 (pre-K to grade 2). Codes are Common Core State Standards for English Language Arts unless marked.
Find free read-alouds and guides for every title at storylandclassics.com.

© 2026 Storyland Classics ✦ storylandclassics.com ✦ Free to print for your own classroom or family