STORYLAND CLASSICS

FREE PRINTABLE ACTIVITY PACK

Molly, My Sister

A traditional Mother Goose nursery rhyme



For ages 4–8 ✦ Pre-K through 2nd grade

INSIDE THIS PACK

The Rhyme & Talk About It 2

Coloring Page 3

Cut & Paste Craft 4

Craft Background 5

Put the Rhyme in Order 6

Rhyme Time 7

Count the Words 8

Pencil Warm-Ups 9

Trace & Write 10

Word Search 11

Answer Key 12

© 2026 Storyland Classics ✦ storylandclassics.com ✦ Free to print for your own classroom or family

✦ THE RHYME ✦

Molly, My Sister

A Mother Goose rhyme about two sisters, a small quarrel and making up again



Molly, my sister, and I fell out,
And what do you think it was about?
She loved coffee and I loved tea,
And that was the reason we could not agree.

Listen along. Scan to watch the Storyland Classics read-aloud, or visit *storylandclassics.com/molly*. Say the rhyme together until children can join in on every line.

TALK ABOUT IT

1. Who are the two girls in the rhyme?
2. What did they disagree about?
3. Look at the pictures. How do the sisters feel at first? How do they feel at the end?
4. What could you do to make up with a friend after a disagreement?

MAKE UP AND SHARE

Pair up. One partner loves coffee, one loves tea (pretend cups!). Each says what they like, then find something you BOTH like and clink your cups: “Cheers!”

> **Rhyme tip:** This is a gentle way to talk about feelings: it’s okay to like different things and still be friends.

© 2026 Storyland Classics ✦ storylandclassics.com ✦ Free to print for your own classroom or family

✦ COLOR IT ✦

Tea Time for Two

Color the two sisters, their cups, the plate of biscuits, the window and the little puppy.



© 2026 Storyland Classics ✦ storylandclassics.com ✦ Free to print for your own classroom or family

✦ CUT & PASTE CRAFT ✦

Tea for Two

Color the pieces and cut them out on the outlines. Then paste them in the room on the next page.



Molly



Her sister

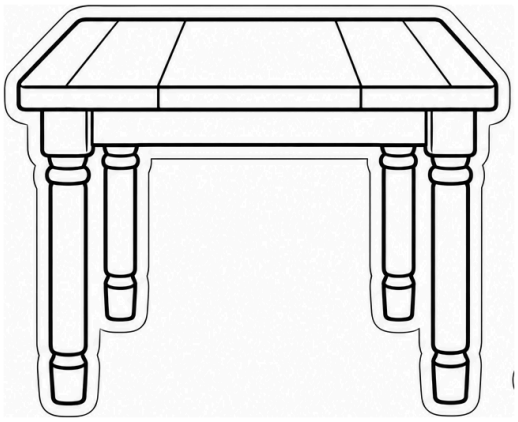

Table



Biscuits



Puppy

© 2026 Storyland Classics ✦ storylandclassics.com ✦ Free to print for your own classroom or family

✦ CUT & PASTE CRAFT ✦

Making Up

*Paste the table in the **middle**, **under** the window. Put Molly on the **left** and her sister on the **right**, **facing** each other. Paste the biscuits **on** the table and the puppy **under** it.*

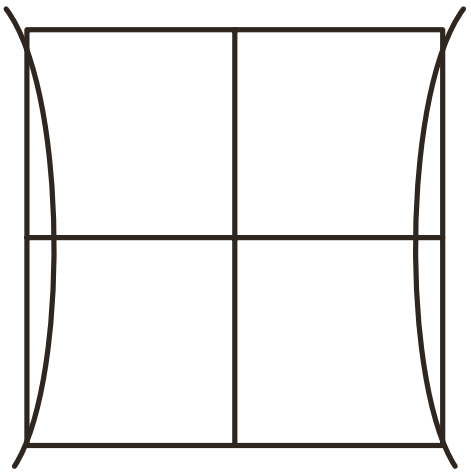



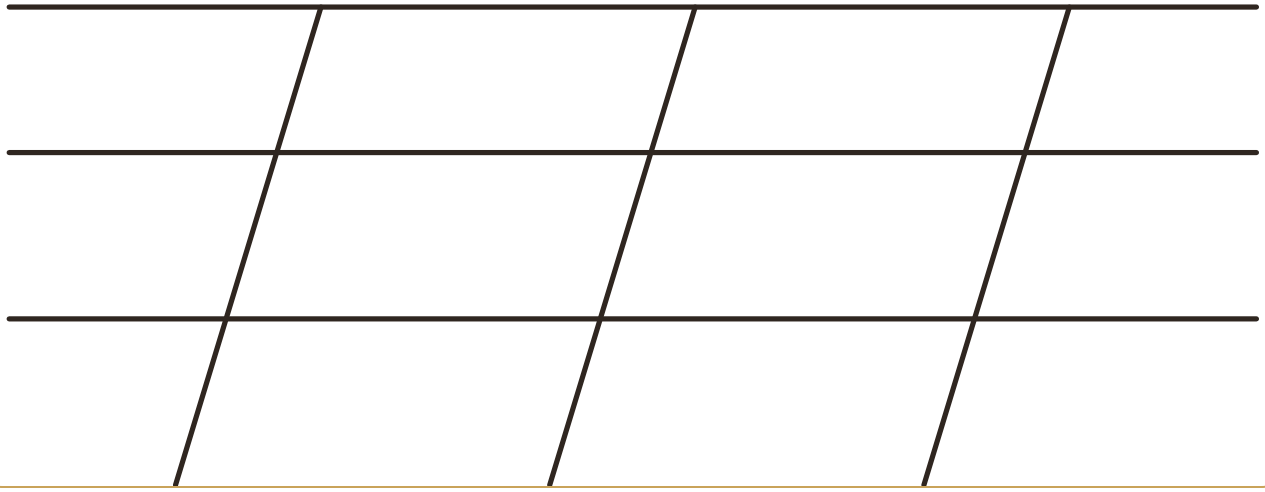

© 2026 Storyland Classics ✦ storylandclassics.com ✦ Free to print for your own classroom or family

✦ READING FUN ✦

Put the Rhyme in Order

Cut out the four lines. Say the rhyme, then paste each line in the right box.

1

2

3

4

✂ - - - - - - - - - - - - - - - - - cut on the dotted lines - - - - - - - - - - - - - - - - -



She loved coffee and I loved tea,



Molly, my sister, and I fell out,



And that was the reason we could not agree.



And what do you think it was about?

Need a hint? The picture on each strip matches that line.

© 2026 Storyland Classics ✦ storylandclassics.com ✦ Free to print for your own classroom or family

✦ RHYME TIME ✦

Words That Rhyme

Rhyming words sound the same at the end, like out and about, or tea and agree.

1. These words are from the rhyme. Draw a line from each word to the picture that rhymes with it. *(Grown-ups: read the words aloud.)*

tea	 pie
out	 bell
I	 bee
fell	 trout

2. Circle the words that rhyme with *tea*.

agree cup me see Molly tree

3. Finish the rhyme. Write a word from the box on each line.

out about tea agree

Molly, my sister, and I fell _____ ,

And what do you think it was all _____ ?

She loved coffee and I loved _____ ,

And that was the reason we could not _____ .

© 2026 Storyland Classics ✦ storylandclassics.com ✦ Free to print for your own classroom or family

✦ LISTEN & COUNT ✦

Count the Words

Words are the pieces of what we say. How many words can you hear?

Say each one out loud. Clap once for every word. Color one box for each clap, then write how many words you heard.

Molly, my sister



= ___ words

We fell out.



= ___ words

She loved coffee.



= ___ words

I loved tea.



= ___ words

Now we agree!



= ___ words

© 2026 Storyland Classics ✦ storylandclassics.com ✦ Free to print for your own classroom or family

✦ READY TO WRITE ✦

Pencil Warm-Ups

Hold your pencil with a pinch grip: thumb and pointer finger pinch, middle finger underneath.

Start at the **green dot**. Trace each dotted line with your pencil. Go from left to right, and from top to bottom.

STEAM FROM THE CUPS: WAVY LINES



ROUND BISCUITS: ROUND AND ROUND



TABLE LEGS: STRAIGHT DOWN



WINDOW PANES: ACROSS



© 2026 Storyland Classics ✦ storylandclassics.com ✦ Free to print for your own classroom or family

✦ HANDWRITING ✦

Trace & Write

Practice writing words from the rhyme. Start at the top line and go down.

1. Trace over the gray letters. Then write the word on your own in the space beside it.

Molly

tea

out

agree

2. Copy the line from the rhyme in your best handwriting.

She loved coffee and I loved tea,

© 2026 Storyland Classics ✦ storylandclassics.com ✦ Free to print for your own classroom or family

✦ PUZZLE TIME ✦

Word Search

Find the words from the rhyme. Words go across and down. Check off each word when you find it.

O	H	C	P	U	P	P	Y	M	C
C	A	U	T	V	M	V	B	H	O
N	E	P	S	H	A	R	E	R	F
C	F	F	T	E	A	W	V	B	F
U	R	R	A	E	N	E	T	V	E
I	I	G	S	I	S	T	E	R	E
B	E	L	I	T	A	B	L	E	Y
A	N	C	R	U	G	J	I	E	O
F	D	A	A	G	R	E	E	T	J
H	S	M	O	L	L	Y	N	B	D

☆ ☆ ☆

☐ Molly ☐ Sister ☐ Coffee ☐ Tea ☐ Agree

☐ Cup ☐ Table ☐ Puppy ☐ Friends ☐ Share

© 2026 Storyland Classics ✦ storylandclassics.com ✦ Free to print for your own classroom or family

✦ FOR GROWN-UPS ✦

Answer Key

TALK ABOUT IT

1. Molly and her sister.
2. Coffee and tea. One liked coffee and one liked tea.
3. Cross and grumpy at first, then happy and smiling.
4. Answers will vary.

PUT THE RHYME IN ORDER

1. Molly, my sister, and I fell out,
2. And what do you think it was about?
3. She loved coffee and I loved tea,
4. And that was the reason we could not agree.

RHYME TIME

1. tea – bee, out – trout, I – pie, fell – bell
2. agree, me, see, tree
3. out, about, tea, agree

COUNT THE WORDS

Molly, my sister = 3, We fell out. = 3, She loved coffee. = 3, I loved tea. = 3, Now we agree! = 3

WORD SEARCH

O	H	C	P	U	P	P	Y	M	C
C	A	U	T	V	M	V	B	H	O
N	E	P	S	H	A	R	E	R	F
C	F	F	T	E	A	W	V	B	F
U	R	R	A	E	N	E	T	V	E
I	I	G	S	I	S	T	E	R	E
B	E	L	I	T	A	B	L	E	Y
A	N	C	R	U	G	J	I	E	O
F	D	A	A	G	R	E	E	T	J
H	S	M	O	L	L	Y	N	B	D

BRING THE RHYME HOME

Watch the read-aloud at *storylandclassics.com/molly*, and find more nursery rhymes, stories, poems and free guides at **storylandclassics.com**.

Extend the fun: have a pretend tea party, talk about foods you and your family like differently, or practice saying "I'm sorry" and "Let's be friends."

Love this free pack? Please subscribe to our YouTube channel **@StorylandClassics** to help us keep making them free for everyone! Scan the code or visit *storylandclassics.com/youtube*.

KINDERGARTEN SKILLS IN THIS PACK

- **Listening & rhyme:** recognize rhyming words; count the words in a phrase (CCSS RF.K.2, RF.K.2a)
- **Print concepts:** left-to-right, top-to-bottom tracking; put the rhyme's lines in order (RF.K.1a)
- **Pre-writing & handwriting:** pinch grip, lines, circles and diagonals, tracing and copying letters (L.K.1a)
- **Position words:** left, right, next to, in front of in the craft directions (L.K.1e)
- **Speaking & listening:** talk-about-it questions after the read-aloud (SL.K.2, RL.K.10)

These activities support kindergarten skills like those practiced in CKLA Kindergarten Skills Unit 1. Storyland Classics is not affiliated with Amplify or the Core Knowledge Foundation.

© 2026 Storyland Classics ✦ storylandclassics.com ✦ Free to print for your own classroom or family