STORYLAND CLASSICS

FREE PRINTABLE ACTIVITY PACK

Mary, Mary, Quite Contrary

A traditional Mother Goose nursery rhyme



For ages 4–8 ✦ Pre-K through 2nd grade

INSIDE THIS PACK

The Rhyme & Talk About It 2
Coloring Page 3
Cut & Paste Craft 4
Craft Background 5
Put the Rhyme in Order 6
Rhyme Time 7
Count the Words 8
Pencil Warm-Ups 9
Trace & Write 10
Word Search 11
Answer Key 12

© 2026 Storyland Classics ✦ storylandclassics.com ✦ Free to print for your own classroom or family

✦ THE RHYME ✦

Mary, Mary, Quite Contrary

A Mother Goose rhyme from the 1700s about a girl and her very unusual garden



Mary, Mary, quite contrary,
How does your garden grow?
With silver bells, and cockle shells,
And pretty maids all in a row.

Listen along. Scan to watch the Storyland Classics read-aloud, or visit *storylandclassics.com/mary*. Say the rhyme together until children can join in on every line.

TALK ABOUT IT

1. What is growing in Mary's garden?
2. *Contrary* means someone who likes to do things her own way. Is Mary's garden like other gardens?
3. *Cockle shells* are seashells. Why is it funny to have shells in a garden?
4. If you had a garden, what would you grow in it?

ACT IT OUT

One child is Mary with a pretend watering can. Everyone else "grows" in rows: crouch down small, then slowly stand up tall as flowers while Mary waters. Ring pretend silver bells on "silver bells!"

> **Rhyme tip:** Ask the question "How does your garden grow?" in a curious voice, and let Mary answer proudly.

© 2026 Storyland Classics ✦ storylandclassics.com ✦ Free to print for your own classroom or family

✦ COLOR IT ✦

Mary's Garden

Color Mary and her watering can, the bell flowers, the shells, the daisies and the butterflies.



© 2026 Storyland Classics ✦ storylandclassics.com ✦ Free to print for your own classroom or family

✦ CUT & PASTE CRAFT ✦

Plant Mary's Garden

Color the pieces and cut them out. Then plant them in the garden on the next page.



Mary



Watering can



Silver bells



Shell



Shell



Daisy



Daisy



Daisy



Butterfly

© 2026 Storyland Classics ✦ storylandclassics.com ✦ Free to print for your own classroom or family

✦ CUT & PASTE CRAFT ✦

Mary's Garden

*Paste Mary on the **path**, holding her watering can. Plant the daisies **in a row** on the **left**, and the silver bells and shells on the **right**. Make the butterfly fly **above** the garden.*



© 2026 Storyland Classics ✦ storylandclassics.com ✦ Free to print for your own classroom or family

✦ READING FUN ✦

Put the Rhyme in Order

Cut out the four lines. Say the rhyme, then paste each line in the right box.

1

2

3

4

✂ - - - - - - - - - - - - - - - - - cut on the dotted lines - - - - - - - - - - - - - - - - -



With silver bells, and cockle shells,



Mary, Mary, quite contrary,



And pretty maids all in a row.



How does your garden grow?

Need a hint? The picture on each strip matches that line.

© 2026 Storyland Classics ✦ storylandclassics.com ✦ Free to print for your own classroom or family

✦ RHYME TIME ✦

Words That Rhyme

Rhyming words sound the same at the end, like Mary and contrary, or grow and row.

1. These words are from the rhyme. Draw a line from each word to the picture that rhymes with it. *(Grown-ups: read the words aloud.)*

grow	 well
row	 bell
bells	 snow
shells	 bow

2. Circle the words that rhyme with *grow*.

row bell snow Mary go toe

3. Finish the rhyme. Write a word from the box on each line.

contrary grow shells row

Mary, Mary, quite _____ ,
How does your garden _____ ?
With silver bells, and cockle _____ ,
And pretty maids all in a _____ .

© 2026 Storyland Classics ✦ storylandclassics.com ✦ Free to print for your own classroom or family

✦ LISTEN & COUNT ✦

Count the Words

Words are the pieces of what we say. How many words can you hear?

Say each one out loud. Clap once for every word. Color one box for each clap, then write how many words you heard.

Mary, Mary

 = ___ words

How does your garden grow?

 = ___ words

silver bells

 = ___ words

cockle shells

 = ___ words

all in a row

 = ___ words

© 2026 Storyland Classics ✦ storylandclassics.com ✦ Free to print for your own classroom or family

✦ READY TO WRITE ✦

Pencil Warm-Ups

Hold your pencil with a pinch grip: thumb and pointer finger pinch, middle finger underneath.

Start at the **green dot**. Trace each dotted line with your pencil. Go from left to right, and from top to bottom.

GARDEN ROWS: ACROSS



FLOWER STEMS: STRAIGHT DOWN



SHELLS AND PETALS: ROUND AND ROUND



WATERING-CAN RAIN: ZIG AND ZAG



© 2026 Storyland Classics ✦ storylandclassics.com ✦ Free to print for your own classroom or family

✦ HANDWRITING ✦

Trace & Write

Practice writing words from the rhyme. Start at the top line and go down.

1. Trace over the gray letters. Then write the word on your own in the space beside it.

Mary

grow

bells

row

2. Copy the line from the rhyme in your best handwriting.

How does your garden grow?

© 2026 Storyland Classics ✦ storylandclassics.com ✦ Free to print for your own classroom or family

✦ PUZZLE TIME ✦

Word Search

Find the words from the rhyme. Words go across and down. Check off each word when you find it.

B	E	L	L	S	W	A	T	E	R
G	R	O	W	T	I	Y	F	A	L
U	E	L	U	U	R	C	Y	W	J
F	F	L	O	W	E	R	O	L	R
V	O	C	R	S	S	O	U	I	S
I	M	A	I	D	S	O	E	Y	I
U	O	G	A	R	D	E	N	Y	L
U	S	H	E	L	L	S	L	M	V
T	C	A	S	N	I	J	D	S	E
C	A	S	M	A	R	Y	O	E	R

☆ ☆ ☆

☐ Mary ☐ Garden ☐ Grow ☐ Bells ☐ Shells

☐ Row ☐ Flower ☐ Silver ☐ Water ☐ Maids

© 2026 Storyland Classics ✦ storylandclassics.com ✦ Free to print for your own classroom or family

✦ FOR GROWN-UPS ✦

Answer Key

TALK ABOUT IT

1. Silver bells, cockle shells and pretty maids (flowers) all in a row.
2. No, it is quite different! She grows it her own way.
3. Shells usually come from the beach, not a garden.
4. Answers will vary.

PUT THE RHYME IN ORDER

1. Mary, Mary, quite contrary,
2. How does your garden grow?
3. With silver bells, and cockle shells,
4. And pretty maids all in a row.

RHYME TIME

1. grow – snow, row – bow, bells – well, shells – bell
2. row, snow, go, toe
3. contrary, grow, shells, row

COUNT THE WORDS

Mary, Mary = 2, How does your garden grow? = 5, silver bells = 2, cockle shells = 2, all in a row = 4

WORD SEARCH

B	E	L	L	S	W	A	T	E	R
G	R	O	W	T	I	Y	F	A	L
U	E	L	U	U	R	C	Y	W	J
F	F	L	O	W	E	R	O	L	R
V	O	C	R	S	S	O	U	I	S
I	M	A	I	D	S	O	E	Y	I
U	O	G	A	R	D	E	N	Y	L
U	S	H	E	L	L	S	L	M	V
T	C	A	S	N	I	J	D	S	E
C	A	S	M	A	R	Y	O	E	R

BRING THE RHYME HOME

Watch the read-aloud at *storylandclassics.com/mary*, and find more nursery rhymes, stories, poems and free guides at **storylandclassics.com**.

Extend the fun: plant seeds in a cup and watch them grow, line up flowers or toys “all in a row,” or collect shells and pebbles to decorate a mini garden.

Love this free pack? Please subscribe to our YouTube channel **@StorylandClassics** to help us keep making them free for everyone! Scan the code or visit *storylandclassics.com/youtube*.

KINDERGARTEN SKILLS IN THIS PACK

- **Listening & rhyme:** recognize rhyming words; count the words in a phrase (CCSS RF.K.2, RF.K.2a)
- **Print concepts:** left-to-right, top-to-bottom tracking; put the rhyme’s lines in order (RF.K.1a)
- **Pre-writing & handwriting:** pinch grip, lines, circles and diagonals, tracing and copying letters (L.K.1a)
- **Position words:** left, right, next to, in front of in the craft directions (L.K.1e)
- **Speaking & listening:** talk-about-it questions after the read-aloud (SL.K.2, RL.K.10)

These activities support kindergarten skills like those practiced in CKLA Kindergarten Skills Unit 1. Storyland Classics is not affiliated with Amplify or the Core Knowledge Foundation.

© 2026 Storyland Classics ✦ storylandclassics.com ✦ Free to print for your own classroom or family