STORYLAND CLASSICS

FREE PRINTABLE ACTIVITY PACK

Mary Had a Little Lamb

A nursery rhyme by Sarah Josepha Hale



For ages 4–8 ✦ Pre-K through 2nd grade

INSIDE THIS PACK

The Rhyme & Talk About It 2
Coloring Page 3
Cut & Paste Craft 4
Craft Background 5
Put the Rhyme in Order 6
Rhyme Time 7
Count the Words 8
Pencil Warm-Ups 9
Trace & Write 10
Word Search 11
Answer Key 12

© 2026 Storyland Classics ✦ storylandclassics.com ✦ Free to print for your own classroom or family

✦ THE RHYME ✦

Mary Had a Little Lamb

Written by Sarah Josepha Hale in 1830, and based on a real girl and her real lamb



Mary had a little lamb,
Its fleece was white as snow;
And everywhere that Mary went
The lamb was sure to go.

It followed her to school one day,
Which was against the rule;
It made the children laugh and play
To see a lamb at school.

And so the teacher turned it out,
But still it lingered near,
And waited patiently about
Till Mary did appear.

"Why does the lamb love Mary so?"
The eager children cry;
"Why, Mary loves the lamb, you know,"
The teacher did reply.

Listen along. Scan to watch the Storyland Classics read-aloud, or visit *storylandclassics.com/lamb*. Say the rhyme together until children can join in on every line.

TALK ABOUT IT

1. What color was the lamb's fleece? (*Fleece* is a lamb's woolly coat.)
2. Where did the lamb follow Mary one day?
3. Why did the children laugh and play?
4. Why does the lamb love Mary so much? How do you show love to a pet or friend?

FOLLOW THE LEADER

One child is Mary and everyone else is a little lamb. Wherever Mary goes, the lambs follow: tiptoe, hop, skip! Then switch who leads.

> **Rhyme tip:** This rhyme is based on a true story: a girl named Mary Sawyer really did take her lamb to school in Massachusetts in the early 1800s!

© 2026 Storyland Classics ✦ storylandclassics.com ✦ Free to print for your own classroom or family

✦ COLOR IT ✦

Mary and Her Lamb

Color Mary, her little lamb (white as snow!), the basket, the fence and the flowers.



© 2026 Storyland Classics ✦ storylandclassics.com ✦ Free to print for your own classroom or family

✦ CUT & PASTE CRAFT ✦

Everywhere That Mary Went

Color the pieces and cut them out. Then paste them on the path to school on the next page.



Mary



Little lamb

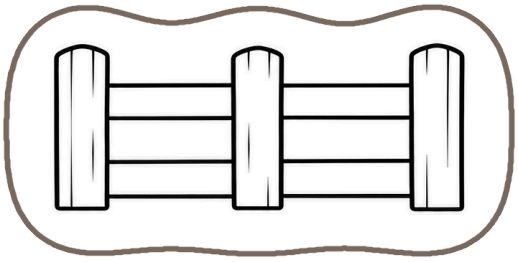

Fence



Basket



Flower



Flower

© 2026 Storyland Classics ✦ storylandclassics.com ✦ Free to print for your own classroom or family

✦ CUT & PASTE CRAFT ✦

The Path to School

*Paste Mary **on** the path, walking **toward** the school. Put the lamb **behind** her, following along. Give Mary her basket, and paste the fence and flowers **beside** the path.*

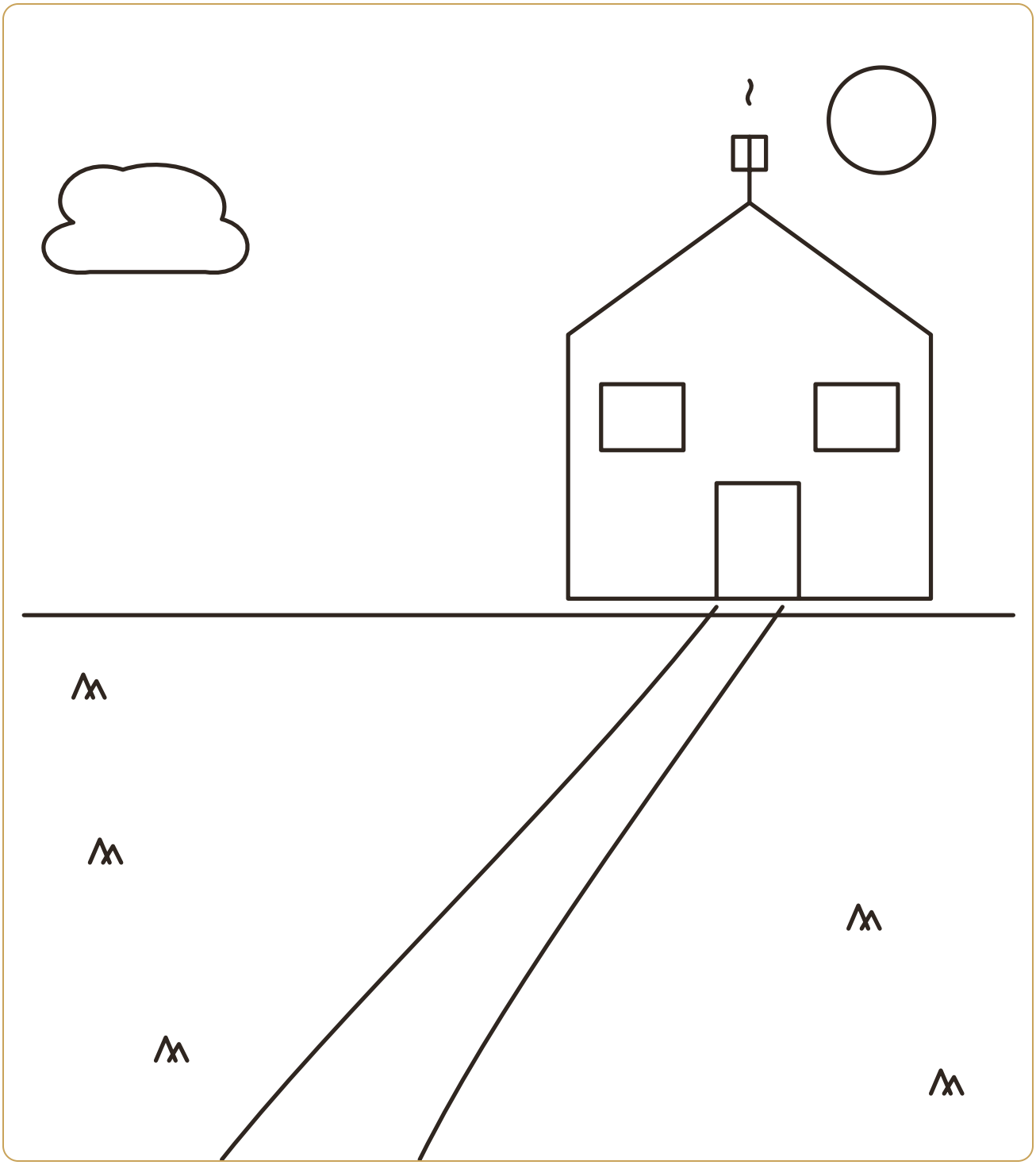

© 2026 Storyland Classics ✦ storylandclassics.com ✦ Free to print for your own classroom or family

✦ READING FUN ✦

Put the Rhyme in Order

Cut out the four lines. Say the rhyme, then paste each line in the right box.

1

2

3

4

✂ - - - - - - - - - - - - - - - - - cut on the dotted lines - - - - - - - - - - - - - - - - -



And so the teacher turned it out,



Mary had a little lamb,



“Why does the lamb love Mary so?”



It followed her to school one day,

Need a hint? The picture on each strip matches that line.

© 2026 Storyland Classics ✦ storylandclassics.com ✦ Free to print for your own classroom or family

✦ RHYME TIME ✦

Words That Rhyme

Rhyming words sound the same at the end, like snow and go, or rule and school.

1. These words are from the rhyme. Draw a line from each word to the picture that rhymes with it. *(Grown-ups: read the words aloud.)*

lamb	 stool
snow	 hay
school	 jam
day	 bow

2. Circle the words that rhyme with *go*.

snow lamb so know school row

3. Finish the rhyme. Write a word from the box on each line.

lamb snow went go

Mary had a little _____ ,

Its fleece was white as _____ ;

And everywhere that Mary _____

The lamb was sure to _____ .

© 2026 Storyland Classics ✦ storylandclassics.com ✦ Free to print for your own classroom or family

✦ LISTEN & COUNT ✦

Count the Words

Words are the pieces of what we say. How many words can you hear?

Say each one out loud. Clap once for every word. Color one box for each clap, then write how many words you heard.

Mary had a little lamb.

☐ ☐ ☐ ☐ ☐ ☐ = ___ words

white as snow

☐ ☐ ☐ ☐ ☐ ☐ = ___ words

It followed her to school.

☐ ☐ ☐ ☐ ☐ ☐ = ___ words

The children laughed.

☐ ☐ ☐ ☐ ☐ ☐ = ___ words

Mary loves the lamb.

☐ ☐ ☐ ☐ ☐ ☐ = ___ words

© 2026 Storyland Classics ✦ storylandclassics.com ✦ Free to print for your own classroom or family

✦ READY TO WRITE ✦

Pencil Warm-Ups

Hold your pencil with a pinch grip: thumb and pointer finger pinch, middle finger underneath.

Start at the **green dot**. Trace each dotted line with your pencil. Go from left to right, and from top to bottom.

WOOLLY FLEECE: ROUND AND ROUND



SCHOOL FENCE: STRAIGHT DOWN



PATH TO SCHOOL: WAVY LINES



SKIPPING ALONG: UP AND DOWN

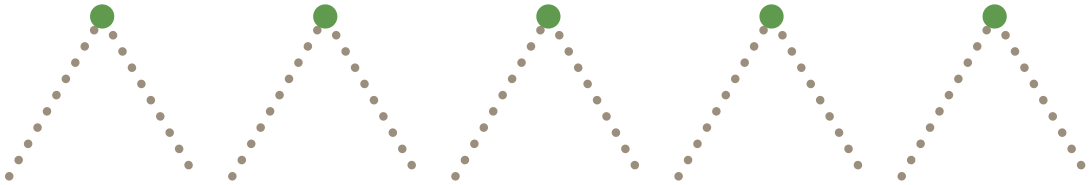

© 2026 Storyland Classics ✦ storylandclassics.com ✦ Free to print for your own classroom or family

✦ HANDWRITING ✦

Trace & Write

Practice writing words from the rhyme. Start at the top line and go down.

1. Trace over the gray letters. Then write the word on your own in the space beside it.

lamb

snow

go

school

2. Copy the line from the rhyme in your best handwriting.

Mary had a little lamb,

© 2026 Storyland Classics ✦ storylandclassics.com ✦ Free to print for your own classroom or family

✦ PUZZLE TIME ✦

Word Search

Find the words from the rhyme. Words go across and down. Check off each word when you find it.

W	I	T	E	A	C	H	E	R	R
H	Y	M	L	O	V	E	M	F	M
I	M	G	I	Y	C	W	A	Y	F
T	F	L	E	E	C	E	R	U	H
E	F	R	P	N	I	Y	Y	U	H
L	B	H	L	B	L	N	I	C	G
V	L	L	A	M	B	G	Y	S	R
N	Y	R	Y	S	N	O	W	E	U
S	C	H	O	O	L	I	E	H	L
U	U	I	V	O	V	N	M	H	E

☆ ☆ ☆

☐ Mary ☐ Lamb ☐ Fleece ☐ White ☐ Snow

☐ School ☐ Rule ☐ Play ☐ Teacher ☐ Love

© 2026 Storyland Classics ✦ storylandclassics.com ✦ Free to print for your own classroom or family

✦ FOR GROWN-UPS ✦

Answer Key

TALK ABOUT IT

1. White as snow.
2. To school.
3. It was so funny to see a lamb at school!
4. Because Mary loves the lamb. Answers will vary.

PUT THE RHYME IN ORDER

1. Mary had a little lamb,
2. It followed her to school one day,
3. And so the teacher turned it out,
4. “Why does the lamb love Mary so?”

Each strip is the first line of one of the four verses.

RHYME TIME

1. lamb – jam, snow – bow, school – stool, day – hay
2. snow, so, know, row
3. lamb, snow, went, go

COUNT THE WORDS

Mary had a little lamb. = 5, white as snow = 3, It followed her to school. = 5, The children laughed. = 3, Mary loves the lamb. = 4

WORD SEARCH

W	I	T	E	A	C	H	E	R	R
H	Y	M	L	O	V	E	M	F	M
I	M	G	I	Y	C	W	A	Y	F
T	F	L	E	E	C	E	R	U	H
E	F	R	P	N	I	Y	Y	U	H
L	B	H	L	B	L	N	I	C	G
V	L	L	A	M	B	G	Y	S	R
N	Y	R	Y	S	N	O	W	E	U
S	C	H	O	O	L	I	E	H	L
U	U	I	V	O	V	N	M	H	E

BRING THE RHYME HOME

Watch the read-aloud at *storylandclassics.com/lamb*, and find more nursery rhymes, stories, poems and free guides at **storylandclassics.com**.

Extend the fun: play follow-the-leader, make a cotton-ball lamb, or talk about the class pets or family pets you love.

Love this free pack? Please subscribe to our YouTube channel **@StorylandClassics** to help us keep making them free for everyone! Scan the code or visit *storylandclassics.com/youtube*.

KINDERGARTEN SKILLS IN THIS PACK

- **Listening & rhyme:** recognize rhyming words; count the words in a phrase (CCSS RF.K.2, RF.K.2a)
- **Print concepts:** left-to-right, top-to-bottom tracking; put the rhyme’s lines in order (RF.K.1a)
- **Pre-writing & handwriting:** pinch grip, lines, circles and diagonals, tracing and copying letters (L.K.1a)
- **Position words:** left, right, next to, in front of in the craft directions (L.K.1e)
- **Speaking & listening:** talk-about-it questions after the read-aloud (SL.K.2, RL.K.10)

These activities support kindergarten skills like those practiced in CKLA Kindergarten Skills Unit 1. Storyland Classics is not affiliated with Amplify or the Core Knowledge Foundation.

© 2026 Storyland Classics ✦ storylandclassics.com ✦ Free to print for your own classroom or family