STORYLAND CLASSICS

FREE PRINTABLE ACTIVITY PACK

Little Miss Muffet

A traditional Mother Goose nursery rhyme



For ages 4–8 ✦ Pre-K through 2nd grade

INSIDE THIS PACK

The Rhyme & Talk About It 2

Coloring Page 3

Cut & Paste Craft 4

Put the Rhyme in Order 5

Rhyme Time 6

Count the Words 7

Pencil Warm-Ups 8

Trace & Write 9

Word Search 10

Answer Key 11

© 2026 Storyland Classics ✦ storylandclassics.com ✦ Free to print for your own classroom or family

✦ THE RHYME ✦

Little Miss Muffet

A Mother Goose rhyme from 1805, and one of the best-loved rhymes of all



Little Miss Muffet
Sat on a tuffet,
Eating her curds and whey;
Along came a spider,
Who sat down beside her,
And frightened Miss Muffet away.

Listen along. Scan to watch the Storyland Classics read-aloud, or visit *storylandclassics.com/muffet*. Say the rhyme together until children can join in on every line.

TALK ABOUT IT

1. Where did Miss Muffet sit? (A *tuffet* is a little mound or low seat.)
2. What was she eating? (*Curds and whey* is like cottage cheese.)
3. Who came along? Where did the spider sit?
4. Why do you think Miss Muffet ran away? Was the spider trying to scare her?

ACT IT OUT

Choose a Miss Muffet to sit on a cushion "tuffet" with a pretend bowl. A spider creeps up quietly on tiptoe and sits beside her, and Miss Muffet jumps up and runs away!

Rhyme tip: Use spider fingers to creep up on "along came a spider." Talk about how spiders help gardens by catching bugs. This one was only being friendly!

© 2026 Storyland Classics ✦ storylandclassics.com ✦ Free to print for your own classroom or family

✦ COLOR IT ✦

Miss Muffet's Tuffet

Color Miss Muffet, her bowl of curds and whey, the friendly spider and the flowers.



© 2026 Storyland Classics ✦ storylandclassics.com ✦ Free to print for your own classroom or family

✦ CUT & PASTE CRAFT ✦

On Her Tuffet

*Color the pieces and cut them out. Paste the tuffet on a page and Miss Muffet **on top of** it. Then paste the spider **beside** her. Plant the flowers **next to** the tuffet.*



Miss Muffet



Spider



Flowers



Tuffet

© 2026 Storyland Classics ✦ storylandclassics.com ✦ Free to print for your own classroom or family

✦ READING FUN ✦

Put the Rhyme in Order

Cut out the four lines. Say the rhyme, then paste each line in the right box.

1

2

3

4

✂ - - - - - - - - - - - - - - - - - cut on the dotted lines - - - - - - - - - - - - - - - - -



Along came a spider, who sat down beside her,



Little Miss Muffet sat on a tuffet,



And frightened Miss Muffet away.



Eating her curds and whey;

Need a hint? The picture on each strip matches that line.

© 2026 Storyland Classics ✦ storylandclassics.com ✦ Free to print for your own classroom or family

✦ RHYME TIME ✦

Words That Rhyme

Rhyming words sound the same at the end, like Muffet and tuffet, or spider and beside her.

1. These words are from the rhyme. Draw a line from each word to the picture that rhymes with it. *(Grown-ups: read the words aloud.)*

whey	 muffin
away	 hat
Muffet	 hay
sat	 tray

2. Circle the words that rhyme with *whey*.

away spider day play tuffet say

3. Finish the rhyme. Write a word from the box on each line.

tuffet whey spider away

Little Miss Muffet sat on a _____ ,

Eating her curds and _____ ;

Along came a _____ ,

And frightened Miss Muffet _____ .

© 2026 Storyland Classics ✦ storylandclassics.com ✦ Free to print for your own classroom or family

✦ LISTEN & COUNT ✦

Count the Words

Words are the pieces of what we say. How many words can you hear?

Say each one out loud. Clap once for every word. Color one box for each clap, then write how many words you heard.

Miss Muffet sat.



= ___ words

on a tuffet



= ___ words

curds and whey



= ___ words

Along came a spider.



= ___ words

She ran away!



= ___ words

© 2026 Storyland Classics ✦ storylandclassics.com ✦ Free to print for your own classroom or family

✦ READY TO WRITE ✦

Pencil Warm-Ups

Hold your pencil with a pinch grip: thumb and pointer finger pinch, middle finger underneath.

Start at the **green dot**. Trace each dotted line with your pencil. Go from left to right, and from top to bottom.

SPIDER LEGS: ZIG AND ZAG



HER BOWL: ROUND AND ROUND



SPIDER'S THREAD: STRAIGHT DOWN



RUNNING AWAY: WAVY LINES



© 2026 Storyland Classics ✦ storylandclassics.com ✦ Free to print for your own classroom or family

✦ HANDWRITING ✦

Trace & Write

Practice writing words from the rhyme. Start at the top line and go down.

1. Trace over the gray letters. Then write the word on your own in the space beside it.

sat

whey

spider

away

2. Copy the line from the rhyme in your best handwriting.

Along came a spider,

© 2026 Storyland Classics ✦ storylandclassics.com ✦ Free to print for your own classroom or family

✦ PUZZLE TIME ✦

Word Search

Find the words from the rhyme. Words go across and down. Check off each word when you find it.

B	O	W	L	R	D	U	S	Y	A
C	A	I	L	Y	H	C	A	R	W
U	Y	E	E	L	M	A	T	D	A
R	E	C	G	V	F	Y	T	H	Y
D	T	J	S	S	A	V	F	U	J
S	E	G	T	U	F	F	E	T	D
S	P	O	O	N	F	O	V	T	U
A	M	I	C	S	P	I	D	E	R
V	B	H	F	W	H	E	Y	N	R
L	C	G	C	M	U	F	F	E	T

☆ ☆ ☆

☐ Muffet ☐ Tuffet ☐ Curds ☐ Whey ☐ Spider

☐ Sat ☐ Bowl ☐ Spoon ☐ Away ☐ Legs

© 2026 Storyland Classics ✦ storylandclassics.com ✦ Free to print for your own classroom or family

✦ FOR GROWN-UPS ✦

Answer Key

TALK ABOUT IT

1. On a tuffet.
2. Curds and whey.
3. A spider. Beside her.
4. Answers will vary. No, the spider just wanted to sit down!

PUT THE RHYME IN ORDER

1. Little Miss Muffet sat on a tuffet,
2. Eating her curds and whey;
3. Along came a spider, who sat down beside her,
4. And frightened Miss Muffet away.

RHYME TIME

1. whey – hay, away – tray, Muffet – muffin (almost!), sat – hat
2. away, day, play, say
3. tuffet, whey, spider, away

COUNT THE WORDS

Miss Muffet sat. = 3, on a tuffet = 3, curds and whey = 3,
Along came a spider. = 4, She ran away! = 3

WORD SEARCH

B	O	W	L	R	D	U	S	Y	A
C	A	I	L	Y	H	C	A	R	W
U	Y	E	E	L	M	A	T	D	A
R	E	C	G	V	F	Y	T	H	Y
D	T	J	S	S	A	V	F	U	J
S	E	G	T	U	F	F	E	T	D
S	P	O	O	N	F	O	V	T	U
A	M	I	C	S	P	I	D	E	R
V	B	H	F	W	H	E	Y	N	R
L	C	G	C	M	U	F	F	E	T

BRING THE RHYME HOME

Watch the read-aloud at *storylandclassics.com/muffet*, and find more nursery rhymes, stories, poems and free guides at **storylandclassics.com**.

Extend the fun: taste some cottage cheese (curds and whey!), count a spider's eight legs, or make a paper-plate spider with pipe-cleaner legs.

Love this free pack? Please subscribe to our YouTube channel **@StorylandClassics** to help us keep making them free for everyone! Scan the code or visit *storylandclassics.com/youtube*.

KINDERGARTEN SKILLS IN THIS PACK

- **Listening & rhyme:** recognize rhyming words; count the words in a phrase (CCSS RF.K.2, RF.K.2a)
- **Print concepts:** left-to-right, top-to-bottom tracking; put the rhyme's lines in order (RF.K.1a)
- **Pre-writing & handwriting:** pinch grip, lines, circles and diagonals, tracing and copying letters (L.K.1a)
- **Position words:** left, right, next to, in front of in the craft directions (L.K.1e)
- **Speaking & listening:** talk-about-it questions after the read-aloud (SL.K.2, RL.K.10)

These activities support kindergarten skills like those practiced in CKLA Kindergarten Skills Unit 1. This rhyme also appears in CKLA Kindergarten Domain 1: Nursery Rhymes and Fables. Storyland Classics is not affiliated with Amplify or the Core Knowledge Foundation.

© 2026 Storyland Classics ✦ storylandclassics.com ✦ Free to print for your own classroom or family