STORYLAND CLASSICS

FREE PRINTABLE ACTIVITY PACK

Jack and Jill

A traditional Mother Goose nursery rhyme



For ages 4–8 ✦ Pre-K through 2nd grade

INSIDE THIS PACK

The Rhyme & Talk About It 2

Coloring Page 3

Cut & Paste Craft 4

Craft Background 5

Put the Rhyme in Order 6

Rhyme Time 7

Count the Words 8

Pencil Warm-Ups 9

Trace & Write 10

Word Search 11

Answer Key 12

© 2026 Storyland Classics ✦ storylandclassics.com ✦ Free to print for your own classroom or family

✦ THE RHYME ✦

Jack and Jill

One of the best-known Mother Goose rhymes, first printed in the 1760s



Jack and Jill went up the hill
To fetch a pail of water;
Jack fell down and broke his crown,
And Jill came tumbling after.

Listen along. Scan to watch the Storyland Classics read-aloud, or visit *storylandclassics.com/jill*. Say the rhyme together until children can join in on every line.

TALK ABOUT IT

1. Where did Jack and Jill go? Why?
2. What happened to Jack? (His *crown* is the top of his head.)
3. What happened to Jill?
4. What could they do to be safe next time they climb the hill?

UP AND DOWN

March in place, climbing "up the hill" with knees high. Pretend to fill a pail at the top. Then tumble gently down to the floor, Jack first and Jill right after!

> **Rhyme tip:** Use the rhyme to practice up and down: point up on "up the hill" and down on "fell down."

© 2026 Storyland Classics ✦ storylandclassics.com ✦ Free to print for your own classroom or family

✦ COLOR IT ✦

Up the Hill

Color Jack and Jill, their wooden pail, the well, the path and the flowers.



© 2026 Storyland Classics ✦ storylandclassics.com ✦ Free to print for your own classroom or family

✦ CUT & PASTE CRAFT ✦

Up and Down the Hill

Color the pieces and cut them out. Then paste them on the hill on the next page.



Well



Pail



Jack going up



Jill going up



Jack falling



Jill falling

© 2026 Storyland Classics ✦ storylandclassics.com ✦ Free to print for your own classroom or family

✦ CUT & PASTE CRAFT ✦

The Hill

*Paste the well at the **top** of the hill. Show Jack and Jill going **up** the path, or tumbling **down** it. You choose! Put the pail **next to** Jack.*



© 2026 Storyland Classics ✦ storylandclassics.com ✦ Free to print for your own classroom or family

✦ READING FUN ✦

Put the Rhyme in Order

Cut out the four lines. Say the rhyme, then paste each line in the right box.

1

2

3

4

✂ - - - - - - - - - - - - - - - - - cut on the dotted lines - - - - - - - - - - - - - - - - -



Jack fell down and broke his crown,



Jack and Jill went up the hill



And Jill came tumbling after.



To fetch a pail of water;

Need a hint? The picture on each strip matches that line.

© 2026 Storyland Classics ✦ storylandclassics.com ✦ Free to print for your own classroom or family

✦ RHYME TIME ✦

Words That Rhyme

Rhyming words sound the same at the end, like Jill and hill, or down and crown.

1. These words are from the rhyme. Draw a line from each word to the picture that rhymes with it. *(Grown-ups: read the words aloud.)*

down	 bell
Jack	 well
fell	 crown
hill	 sack

2. Circle the words that rhyme with *hill*.

Jill pail will fill down spill

3. Finish the rhyme. Write a word from the box on each line.

hill water crown after

Jack and Jill went up the _____

To fetch a pail of _____ ;

Jack fell down and broke his _____ ,

And Jill came tumbling _____ .

© 2026 Storyland Classics ✦ storylandclassics.com ✦ Free to print for your own classroom or family

✦ LISTEN & COUNT ✦

Count the Words

Words are the pieces of what we say. How many words can you hear?

Say each one out loud. Clap once for every word. Color one box for each clap, then write how many words you heard.

Jack and Jill

☐ ☐ ☐ ☐ ☐ ☐ = ___ words

up the hill

☐ ☐ ☐ ☐ ☐ ☐ = ___ words

a pail of water

☐ ☐ ☐ ☐ ☐ ☐ = ___ words

Jack fell down.

☐ ☐ ☐ ☐ ☐ ☐ = ___ words

Jill came tumbling after.

☐ ☐ ☐ ☐ ☐ ☐ = ___ words

© 2026 Storyland Classics ✦ storylandclassics.com ✦ Free to print for your own classroom or family

✦ READY TO WRITE ✦

Pencil Warm-Ups

Hold your pencil with a pinch grip: thumb and pointer finger pinch, middle finger underneath.

Start at the **green dot**. Trace each dotted line with your pencil. Go from left to right, and from top to bottom.

UP THE HILL: UP AND DOWN

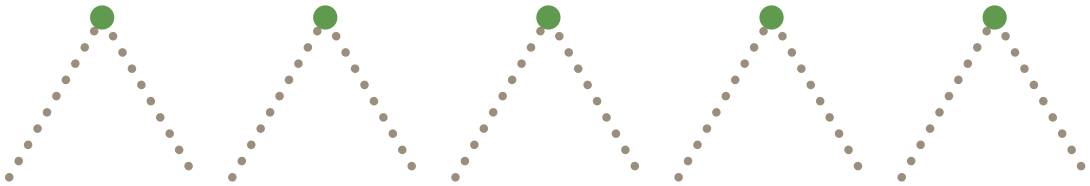

PAIL OF WATER: WAVY LINES



WELL STONES: ROUND AND ROUND



TUMBLING DOWN: ZIG AND ZAG



© 2026 Storyland Classics ✦ storylandclassics.com ✦ Free to print for your own classroom or family

✦ HANDWRITING ✦

Trace & Write

Practice writing words from the rhyme. Start at the top line and go down.

1. Trace over the gray letters. Then write the word on your own in the space beside it.

Jack

Jill

hill

down

2. Copy the line from the rhyme in your best handwriting.

Jack and Jill went up the hill

© 2026 Storyland Classics ✦ storylandclassics.com ✦ Free to print for your own classroom or family

✦ PUZZLE TIME ✦

Word Search

Find the words from the rhyme. Words go across and down. Check off each word when you find it.

W	E	L	L	E	C	R	N	O	U
F	E	L	L	I	U	H	I	L	L
A	A	Y	F	R	L	F	E	C	B
D	E	O	E	Y	J	A	C	K	C
W	T	O	T	W	D	H	H	O	M
R	O	R	C	C	P	A	I	L	C
I	U	G	H	W	A	T	E	R	R
H	J	I	L	L	I	N	L	W	O
N	J	R	C	G	U	F	G	A	W
H	F	S	H	D	O	W	N	C	N

☆ ☆ ☆

☐ Jack ☐ Jill ☐ Hill ☐ Fetch ☐ Pail

☐ Water ☐ Fell ☐ Down ☐ Crown ☐ Well

© 2026 Storyland Classics ✦ storylandclassics.com ✦ Free to print for your own classroom or family

✦ FOR GROWN-UPS ✦

Answer Key

TALK ABOUT IT

1. Up the hill, to fetch a pail of water.
2. He fell down and bumped his head.
3. She came tumbling after.
4. Answers will vary. (Walk carefully, hold hands.)

PUT THE RHYME IN ORDER

1. Jack and Jill went up the hill
2. To fetch a pail of water;
3. Jack fell down and broke his crown,
4. And Jill came tumbling after.

RHYME TIME

1. down – crown, Jack – sack, fell – bell, hill – well (almost!)
2. Jill, will, fill, spill
3. hill, water, crown, after

COUNT THE WORDS

Jack and Jill = 3, up the hill = 3, a pail of water = 4, Jack fell down. = 3, Jill came tumbling after. = 4

WORD SEARCH

W	E	L	L	E	C	R	N	O	U
F	E	L	L	I	U	H	I	L	L
A	A	Y	F	R	L	F	E	C	B
D	E	O	E	Y	J	A	C	K	C
W	T	O	T	W	D	H	H	O	M
R	O	R	C	C	P	A	I	L	C
I	U	G	H	W	A	T	E	R	R
H	J	I	L	L	I	N	L	W	O
N	J	R	C	G	U	F	G	A	W
H	F	S	H	D	O	W	N	C	N

BRING THE RHYME HOME

Watch the read-aloud at *storylandclassics.com/jill*, and find more nursery rhymes, stories, poems and free guides at **storylandclassics.com**.

Extend the fun: carry a small pail of water and try not to spill, roll down a gentle grassy hill, or build a hill from blocks and roll toy people down it.

Love this free pack? Please subscribe to our YouTube channel **@StorylandClassics** to help us keep making them free for everyone! Scan the code or visit *storylandclassics.com/youtube*.

KINDERGARTEN SKILLS IN THIS PACK

- **Listening & rhyme:** recognize rhyming words; count the words in a phrase (CCSS RF.K.2, RF.K.2a)
- **Print concepts:** left-to-right, top-to-bottom tracking; put the rhyme's lines in order (RF.K.1a)
- **Pre-writing & handwriting:** pinch grip, lines, circles and diagonals, tracing and copying letters (L.K.1a)
- **Position words:** left, right, next to, in front of in the craft directions (L.K.1e)
- **Speaking & listening:** talk-about-it questions after the read-aloud (SL.K.2, RL.K.10)

These activities support kindergarten skills like those practiced in CKLA Kindergarten Skills Unit 1. This rhyme also appears in CKLA Kindergarten Domain 1: Nursery Rhymes and Fables. Storyland Classics is not affiliated with Amplify or the Core Knowledge Foundation.

© 2026 Storyland Classics ✦ storylandclassics.com ✦ Free to print for your own classroom or family