STORYLAND CLASSICS

FREE PRINTABLE ACTIVITY PACK

I Saw a Ship A-Sailing

A traditional Mother Goose nursery rhyme



For ages 4–8 ✦ Pre-K through 2nd grade

INSIDE THIS PACK

The Rhyme & Talk About It 2
Coloring Page 3
Cut & Paste Craft 4
Craft Background 5
Put the Rhyme in Order 6
Rhyme Time 7
Count the Words 8
Pencil Warm-Ups 9
Trace & Write 10
Word Search 11
Answer Key 12

© 2026 Storyland Classics ✦ storylandclassics.com ✦ Free to print for your own classroom or family

✦ THE RHYME ✦

I Saw a Ship A-Sailing

A magical Mother Goose rhyme about a ship full of treasures, with a duck for a captain



I saw a ship a-sailing,
A-sailing on the sea;
And oh, it was all laden
With pretty things for thee!

There were comfits in the cabin,
And apples in the hold;
The sails were made of silk,
And the masts were made of gold.

The four-and-twenty sailors
That stood between the decks,
Were four-and-twenty white mice,
With chains about their necks.

The captain was a duck,
With a packet on his back;
And when the ship began to move,
The captain said, "Quack! Quack!"

Listen along. Scan to watch the Storyland Classics read-aloud, or visit *storylandclassics.com/ship*. Say the rhyme together until children can join in on every line.

TALK ABOUT IT

1. What was on the ship? (*Comfits* are candies!)
2. What were the sails made of? What were the masts made of?
3. Who were the sailors? How many were there?
4. Who was the captain? What did he say when the ship began to move?

ALL ABOARD!

Line up as the four-and-twenty white mice "between the decks." Choose a duck captain to steer the ship. When the captain says "Quack! Quack!", everyone sails around the room!

Rhyme tip: Four-and-twenty is an old way to say 24. Count the mice in the pictures together, or count to 24 by twos.

© 2026 Storyland Classics ✦ storylandclassics.com ✦ Free to print for your own classroom or family

✦ COLOR IT ✦

The Duck Captain

Color the duck captain at the wheel, the sailor mice, the barrel of apples, the candy and the big sail.



© 2026 Storyland Classics ✦ storylandclassics.com ✦ Free to print for your own classroom or family

✦ CUT & PASTE CRAFT ✦

Load the Ship

Color the pieces and cut them out. Then paste them on the sea on the next page.



Ship



Duck captain



Ship's wheel



Sailor mouse



Sailor mouse



Sailor mouse



Apple barrel



Candy

© 2026 Storyland Classics ✦ storylandclassics.com ✦ Free to print for your own classroom or family

✦ CUT & PASTE CRAFT ✦

A-Sailing on the Sea

*Paste the ship **on** the waves. Put the duck captain **behind** the wheel **on** the deck. Line up the sailor mice **next to** each other. Hide the apples and candy **inside** the ship!*



© 2026 Storyland Classics ✦ storylandclassics.com ✦ Free to print for your own classroom or family

✦ READING FUN ✦

Put the Rhyme in Order

Cut out the four lines. Say the rhyme, then paste each line in the right box.

1

2

3

4

✂ - - - - - - - - - - - - - - - - - cut on the dotted lines - - - - - - - - - - - - - - - - -



Were four-and-twenty white mice,



I saw a ship a-sailing,



The captain was a duck,



There were comfits in the cabin,

Need a hint? The picture on each strip matches that line.

© 2026 Storyland Classics ✦ storylandclassics.com ✦ Free to print for your own classroom or family

✦ RHYME TIME ✦

Words That Rhyme

Rhyming words sound the same at the end, like sea and thee, or back and quack.

1. These words are from the rhyme. Draw a line from each word to the picture that rhymes with it. *(Grown-ups: read the words aloud.)*

sea	 dice
quack	 key
mice	 tea
thee	 sack

2. Circle the words that rhyme with *back*.

quack ship sack duck pack track

3. Finish the rhyme. Write a word from the box on each line.

sea thee back Quack

A-sailing on the _____ ,

With pretty things for _____ !

With a packet on his _____ ,

The captain said, "_____ ! Quack!"

© 2026 Storyland Classics ✦ storylandclassics.com ✦ Free to print for your own classroom or family

✦ LISTEN & COUNT ✦

Count the Words

Words are the pieces of what we say. How many words can you hear?

Say each one out loud. Clap once for every word. Color one box for each clap, then write how many words you heard.

I saw a ship.



= ___ words

apples in the hold



= ___ words

sails of silk



= ___ words

four-and-twenty white mice



= ___ words

Quack! Quack!



= ___ words

© 2026 Storyland Classics ✦ storylandclassics.com ✦ Free to print for your own classroom or family

✦ READY TO WRITE ✦

Pencil Warm-Ups

Hold your pencil with a pinch grip: thumb and pointer finger pinch, middle finger underneath.

Start at the **green dot**. Trace each dotted line with your pencil. Go from left to right, and from top to bottom.

OCEAN WAVES: WAVY LINES



TALL MASTS: STRAIGHT DOWN



ROUND APPLES: ROUND AND ROUND



SHIP'S FLAGS: ZIG AND ZAG



© 2026 Storyland Classics ✦ storylandclassics.com ✦ Free to print for your own classroom or family

✦ HANDWRITING ✦

Trace & Write

Practice writing words from the rhyme. Start at the top line and go down.

1. Trace over the gray letters. Then write the word on your own in the space beside it.

ship

sea

duck

mice

2. Copy the line from the rhyme in your best handwriting.

I saw a ship a-sailing,

© 2026 Storyland Classics ✦ storylandclassics.com ✦ Free to print for your own classroom or family

✦ PUZZLE TIME ✦

Word Search

Find the words from the rhyme. Words go across and down. Check off each word when you find it.

A	M	S	F	G	O	L	D	U	V
P	I	C	D	Y	R	G	S	H	M
P	E	E	F	U	Y	C	H	C	S
L	I	S	A	I	L	S	I	A	I
E	Q	J	A	U	J	U	P	N	B
S	U	J	D	U	C	K	B	D	S
C	A	N	E	D	J	O	N	Y	F
I	C	L	C	G	M	I	C	E	E
J	K	R	K	O	D	Y	F	D	E
R	J	J	S	U	R	S	E	A	B

☆ ☆ ☆

☐ Ship ☐ Sea ☐ Sails ☐ Gold ☐ Apples
☐ Candy ☐ Mice ☐ Duck ☐ Quack ☐ Decks

© 2026 Storyland Classics ✦ storylandclassics.com ✦ Free to print for your own classroom or family

✦ FOR GROWN-UPS ✦

Answer Key

TALK ABOUT IT

1. Pretty things: comfits (candies) and apples.
2. Silk sails and gold masts.
3. Twenty-four (four-and-twenty) white mice.
4. A duck. “Quack! Quack!”

PUT THE RHYME IN ORDER

1. I saw a ship a-sailing,
2. There were comfits in the cabin,
3. Were four-and-twenty white mice,
4. The captain was a duck,

Each strip is the first line of one of the four verses.

RHYME TIME

1. sea – tea, quack – sack, mice – dice, thee – key
2. quack, sack, pack, track
3. sea, thee, back, Quack

COUNT THE WORDS

I saw a ship. = 4, apples in the hold = 4, sails of silk = 3, four-and-twenty white mice = 3, Quack! Quack! = 2

WORD SEARCH

A	M	S	F	G	O	L	D	U	V
P	I	C	D	Y	R	G	S	H	M
P	E	E	F	U	Y	C	H	C	S
L	I	S	A	I	L	S	I	A	I
E	Q	J	A	U	J	U	P	N	B
S	U	J	D	U	C	K	B	D	S
C	A	N	E	D	J	O	N	Y	F
I	C	L	C	G	M	I	C	E	E
J	K	R	K	O	D	Y	F	D	E
R	J	J	S	U	R	S	E	A	B

BRING THE RHYME HOME

Watch the read-aloud at *storylandclassics.com/ship*, and find more nursery rhymes, stories, poems and free guides at **storylandclassics.com**.

Extend the fun: build a cardboard-box ship, count out 24 cotton-ball mice by twos, or fill a toy boat with “treasures” and sail it in the bath.

Love this free pack? Please subscribe to our YouTube channel **@StorylandClassics** to help us keep making them free for everyone! Scan the code or visit *storylandclassics.com/youtube*.

KINDERGARTEN SKILLS IN THIS PACK

- **Listening & rhyme:** recognize rhyming words; count the words in a phrase (CCSS RF.K.2, RF.K.2a)
- **Print concepts:** left-to-right, top-to-bottom tracking; put the rhyme’s lines in order (RF.K.1a)
- **Pre-writing & handwriting:** pinch grip, lines, circles and diagonals, tracing and copying letters (L.K.1a)
- **Position words:** left, right, next to, in front of in the craft directions (L.K.1e)
- **Speaking & listening:** talk-about-it questions after the read-aloud (SL.K.2, RL.K.10)

These activities support kindergarten skills like those practiced in CKLA Kindergarten Skills Unit 1. Storyland Classics is not affiliated with Amplify or the Core Knowledge Foundation.

© 2026 Storyland Classics ✦ storylandclassics.com ✦ Free to print for your own classroom or family