STORYLAND CLASSICS

FREE PRINTABLE ACTIVITY PACK

Humpty Dumpty

A traditional Mother Goose nursery rhyme



For ages 4–8 ✦ Pre-K through 2nd grade

INSIDE THIS PACK

The Rhyme & Talk About It 2

Coloring Page 3

Cut & Paste Craft 4

Craft Background 5

Put the Rhyme in Order 6

Rhyme Time 7

Count the Words 8

Pencil Warm-Ups 9

Trace & Write 10

Word Search 11

Answer Key 12

© 2026 Storyland Classics ✦ storylandclassics.com ✦ Free to print for your own classroom or family

✦ THE RHYME ✦

Humpty Dumpty

A Mother Goose rhyme that began as a riddle: what can fall and never be put back together?



Humpty Dumpty sat on a wall,
Humpty Dumpty had a great fall;
All the king's horses and all the king's men
Couldn't put Humpty together again.

Listen along. Scan to watch the Storyland Classics read-aloud, or visit *storylandclassics.com/humpty*. Say the rhyme together until children can join in on every line.

TALK ABOUT IT

1. Where was Humpty Dumpty sitting?
2. What happened to Humpty?
3. Who tried to help him? Why couldn't they fix him?
4. This rhyme started as a riddle. What is Humpty Dumpty? (An egg!)

ACT IT OUT

Sit on a low step or bench as Humpty. On "had a great fall," tumble gently onto a soft mat. Everyone else gallops in as the king's horses and men to help!

> **Rhyme tip:** Pause before the last word of each line and let children shout it: "wall!" "fall!" "men!" "again!"

© 2026 Storyland Classics ✦ storylandclassics.com ✦ Free to print for your own classroom or family

✦ COLOR IT ✦

Humpty on the Wall

Color Humpty Dumpty, the brick wall, the clouds and the flowers.



© 2026 Storyland Classics ✦ storylandclassics.com ✦ Free to print for your own classroom or family

✦ CUT & PASTE CRAFT ✦

Humpty Dumpty

Color the pieces and cut them out. Then paste them on the next page.

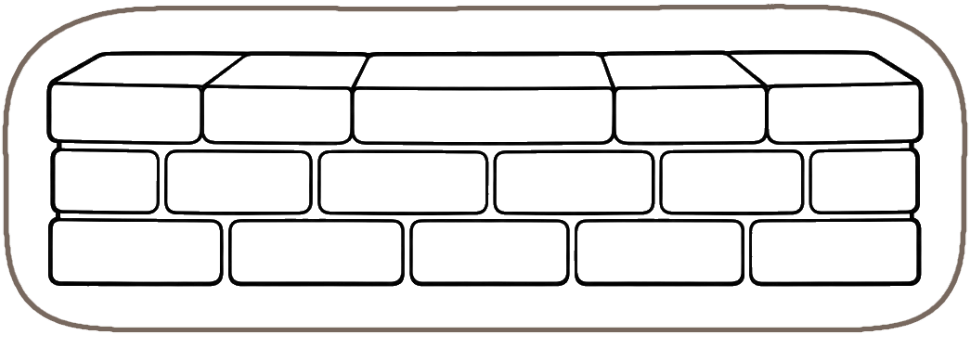

Wall



Humpty on the wall



Humpty after the fall



King's man



King's horse



Eggshell (cut 2!)

© 2026 Storyland Classics ✦ storylandclassics.com ✦ Free to print for your own classroom or family

✦ CUT & PASTE CRAFT ✦

Before and After

*Paste the wall in the **middle**. Put Humpty **on top of** the wall, or **below** it after the fall. You choose! Then paste the king's man and horse **next to** Humpty, ready to help.*





© 2026 Storyland Classics ✦ storylandclassics.com ✦ Free to print for your own classroom or family

✦ READING FUN ✦

Put the Rhyme in Order

Cut out the four lines. Say the rhyme, then paste each line in the right box.

1

2

3

4

✂ - - - - - - - - - - - - - - - - - cut on the dotted lines - - - - - - - - - - - - - - - - -



All the king’s horses and all the king’s men



Humpty Dumpty sat on a wall,



Couldn’t put Humpty together again.



Humpty Dumpty had a great fall;

Need a hint? The picture on each strip matches that line.

© 2026 Storyland Classics ✦ storylandclassics.com ✦ Free to print for your own classroom or family

✦ RHYME TIME ✦

Words That Rhyme

Rhyming words sound the same at the end, like wall and fall, or men and again.

1. These words are from the rhyme. Draw a line from each word to the picture that rhymes with it. *(Grown-ups: read the words aloud.)*

wall	 hat
fall	 pen
men	 ball
sat	 doll

2. Circle the words that rhyme with *wall*.

fall egg tall ball king call

3. Finish the rhyme. Write a word from the box on each line.

wall fall men again

Humpty Dumpty sat on a _____ ,

Humpty Dumpty had a great _____ ;

All the king's horses and all the king's _____

Couldn't put Humpty together _____ .

© 2026 Storyland Classics ✦ storylandclassics.com ✦ Free to print for your own classroom or family

✦ LISTEN & COUNT ✦

Count the Words

Words are the pieces of what we say. How many words can you hear?

Say each one out loud. Clap once for every word. Color one box for each clap, then write how many words you heard.

Humpty sat on a wall.

☐ ☐ ☐ ☐ ☐ ☐ = ___ words

a great fall

☐ ☐ ☐ ☐ ☐ ☐ = ___ words

the king’s horses

☐ ☐ ☐ ☐ ☐ ☐ = ___ words

all the king’s men

☐ ☐ ☐ ☐ ☐ ☐ = ___ words

together again

☐ ☐ ☐ ☐ ☐ ☐ = ___ words

© 2026 Storyland Classics ✦ storylandclassics.com ✦ Free to print for your own classroom or family

✦ READY TO WRITE ✦

Pencil Warm-Ups

Hold your pencil with a pinch grip: thumb and pointer finger pinch, middle finger underneath.

Start at the **green dot**. Trace each dotted line with your pencil. Go from left to right, and from top to bottom.

WALL BRICKS: ACROSS



EGGS: ROUND AND ROUND



CRACKED SHELLS: ZIG AND ZAG



WALL POSTS: STRAIGHT DOWN



© 2026 Storyland Classics ✦ storylandclassics.com ✦ Free to print for your own classroom or family

✦ HANDWRITING ✦

Trace & Write

Practice writing words from the rhyme. Start at the top line and go down.

1. Trace over the gray letters. Then write the word on your own in the space beside it.

wall

fall

egg

men

2. Copy the line from the rhyme in your best handwriting.

Humpty Dumpty sat on a wall,

© 2026 Storyland Classics ✦ storylandclassics.com ✦ Free to print for your own classroom or family

✦ PUZZLE TIME ✦

Word Search

Find the words from the rhyme. Words go across and down. Check off each word when you find it.

S	J	I	U	I	G	C	V	S	E
Y	H	O	R	S	E	S	E	L	S
G	D	U	M	P	T	Y	W	E	S
T	W	S	A	T	E	G	G	I	T
H	A	H	U	H	C	Y	E	I	L
A	L	U	Y	M	E	N	F	U	Y
G	L	M	H	N	G	J	A	N	K
A	C	P	S	M	L	I	L	F	I
I	V	T	O	L	H	M	L	B	N
N	B	Y	R	L	R	R	C	B	G

☆ ☆ ☆

☐ Humpty ☐ Dumpty ☐ Wall ☐ Fall ☐ King
☐ Horses ☐ Men ☐ Egg ☐ Sat ☐ Again

© 2026 Storyland Classics ✦ storylandclassics.com ✦ Free to print for your own classroom or family

✦ FOR GROWN-UPS ✦

Answer Key

TALK ABOUT IT

1. On a wall.
2. He had a great fall.
3. The king's horses and men. A broken egg can't be fixed.
4. An egg!

PUT THE RHYME IN ORDER

1. Humpty Dumpty sat on a wall,
2. Humpty Dumpty had a great fall;
3. All the king's horses and all the king's men
4. Couldn't put Humpty together again.

RHYME TIME

1. wall – ball, fall – doll, men – pen, sat – hat
2. fall, tall, ball, call
3. wall, fall, men, again

COUNT THE WORDS

Humpty sat on a wall. = 5, a great fall = 3, the king's horses = 3, all the king's men = 4, together again = 2

WORD SEARCH

S	J	I	U	I	G	C	V	S	E
Y	H	O	R	S	E	S	E	L	S
G	D	U	M	P	T	Y	W	E	S
T	W	S	A	T	E	G	G	I	T
H	A	H	U	H	C	Y	E	I	L
A	L	U	Y	M	E	N	F	U	Y
G	L	M	H	N	G	J	A	N	K
A	C	P	S	M	L	I	L	F	I
I	V	T	O	L	H	M	L	B	N
N	B	Y	R	L	R	R	C	B	G

BRING THE RHYME HOME

Watch the read-aloud at *storylandclassics.com/humpty*, and find more nursery rhymes, stories, poems and free guides at **storylandclassics.com**.

Extend the fun: crack a real egg together and talk about why it can't be put back, build a block wall and see how high it can go, or draw Humpty with a happier ending.

Love this free pack? Please subscribe to our YouTube channel **@StorylandClassics** to help us keep making them free for everyone! Scan the code or visit *storylandclassics.com/youtube*.

KINDERGARTEN SKILLS IN THIS PACK

- **Listening & rhyme:** recognize rhyming words; count the words in a phrase (CCSS RF.K.2, RF.K.2a)
- **Print concepts:** left-to-right, top-to-bottom tracking; put the rhyme's lines in order (RF.K.1a)
- **Pre-writing & handwriting:** pinch grip, lines, circles and diagonals, tracing and copying letters (L.K.1a)
- **Position words:** left, right, next to, in front of in the craft directions (L.K.1e)
- **Speaking & listening:** talk-about-it questions after the read-aloud (SL.K.2, RL.K.10)

These activities support kindergarten skills like those practiced in CKLA Kindergarten Skills Unit 1. This rhyme also appears in CKLA Kindergarten Domain 1: Nursery Rhymes and Fables. Storyland Classics is not affiliated with Amplify or the Core Knowledge Foundation.

© 2026 Storyland Classics ✦ storylandclassics.com ✦ Free to print for your own classroom or family