STORYLAND CLASSICS

FREE PRINTABLE ACTIVITY PACK

Hot Cross Buns

A traditional Mother Goose nursery rhyme



For ages 4–8 ✦ Pre-K through 2nd grade

INSIDE THIS PACK

The Rhyme & Talk About It 2

Coloring Page 3

Cut & Paste Craft 4

Penny Bun Shop 5

Put the Rhyme in Order 6

Rhyme Time 7

Count the Words 8

Pencil Warm-Ups 9

Trace & Write 10

Word Search 11

Answer Key 12

© 2026 Storyland Classics ✦ storylandclassics.com ✦ Free to print for your own classroom or family

✦ THE RHYME ✦

Hot Cross Buns

An old English street-sellers' song, and one of the first tunes many children learn to play



Hot cross buns!
Hot cross buns!
One a penny, two a penny,
Hot cross buns!

If you have no daughters,
Give them to your sons;
One a penny, two a penny,
Hot cross buns!

Listen along. Scan to watch the Storyland Classics read-aloud, or visit *storylandclassics.com/buns*. Say the rhyme together until children can join in on every line.

TALK ABOUT IT

1. What is the girl selling?
2. How much does one bun cost? How much for two?
3. Why do you think they are called *cross* buns? (Look at the top!)
4. Who would you share your buns with?

PLAY BUN SHOP

Set up a pretend bakery with play dough buns. One child is the baker, and the others buy buns with pennies or counters: "One a penny, two a penny!" Count the pennies together.

> **Rhyme tip:** Many children learn this tune first on the recorder or piano: it uses only three notes. Try humming it together!

© 2026 Storyland Classics ✦ storylandclassics.com ✦ Free to print for your own classroom or family

✦ COLOR IT ✦

Fresh from the Oven

Color the girl, her tray of hot cross buns, the flowers in the jug and the window.



© 2026 Storyland Classics ✦ storylandclassics.com ✦ Free to print for your own classroom or family

✦ CUT & PASTE CRAFT ✦

Fill the Tray

*Color the pieces and cut them out. Paste the tray on a page with the girl **next to** it. Then paste the buns **on** the tray. Put the flower jug **beside** the tray.*



Baker girl

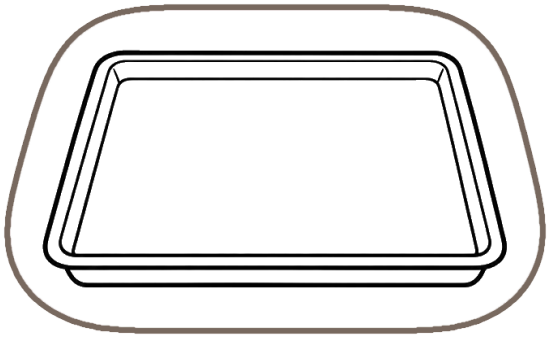

Tray



Flower jug

✂ - - - - - - - - - - - - - - - cut out the buns - - - - - - - - - - - - - - -

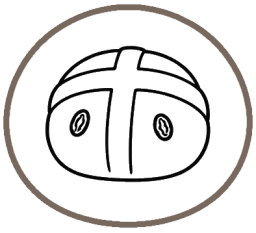

Bun

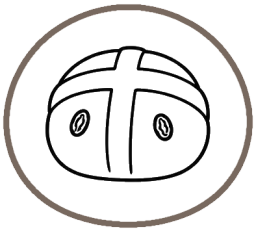

Bun

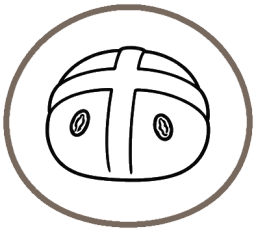

Bun

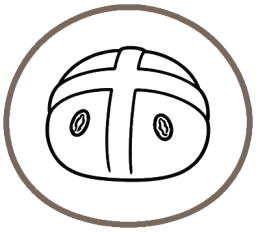

Bun

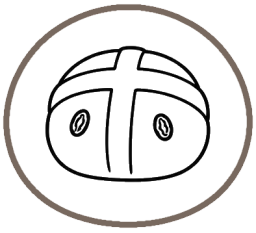

Bun

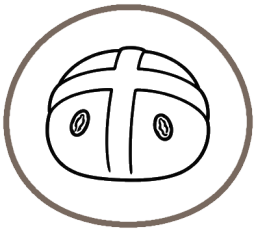

Bun

© 2026 Storyland Classics ✦ storylandclassics.com ✦ Free to print for your own classroom or family

✦ MATH TIME ✦

Penny Bun Shop

One a penny, two a penny! Each bun costs one penny. Count the buns and draw that many pennies.



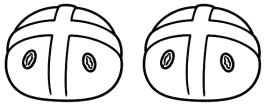





How many buns can you buy? Count the pennies and circle the right number.

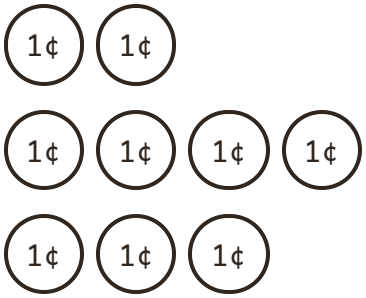

1 2 3 4

1 2 3 4

1 2 3 4

© 2026 Storyland Classics ✦ storylandclassics.com ✦ Free to print for your own classroom or family

✦ READING FUN ✦

Put the Rhyme in Order

Cut out the four lines. Say the rhyme, then paste each line in the right box.

1

2

3

4

✂ - - - - - - - - - - - - - - - - - cut on the dotted lines - - - - - - - - - - - - - - - - -



If you have no daughters,



Hot cross buns!



Give them to your sons;



One a penny, two a penny,

Need a hint? The picture on each strip matches that line.

© 2026 Storyland Classics ✦ storylandclassics.com ✦ Free to print for your own classroom or family

✦ RHYME TIME ✦

Words That Rhyme

Rhyming words sound the same at the end, like buns and sons.

1. These words are from the rhyme. Draw a line from each word to the picture that rhymes with it. *(Grown-ups: read the words aloud.)*

hot	 shoe
one	 sun
two	 pot
buns	 bun

2. Circle the words that rhyme with *buns*.

sons penny runs hot suns tons

3. Finish the rhyme. Write a word from the box on each line.

buns penny sons

Hot cross _____ !

One a _____ , two a penny,

Give them to your _____ ;

© 2026 Storyland Classics ✦ storylandclassics.com ✦ Free to print for your own classroom or family

✦ LISTEN & COUNT ✦

Count the Words

Words are the pieces of what we say. How many words can you hear?

Say each one out loud. Clap once for every word. Color one box for each clap, then write how many words you heard.

Hot cross buns!

☐ ☐ ☐ ☐ ☐ ☐ = ___ words

one *a* penny

☐ ☐ ☐ ☐ ☐ ☐ = ___ words

two *a* penny

☐ ☐ ☐ ☐ ☐ ☐ = ___ words

Give them to your sons.

☐ ☐ ☐ ☐ ☐ ☐ = ___ words

fresh from the oven

☐ ☐ ☐ ☐ ☐ ☐ = ___ words

© 2026 Storyland Classics ✦ storylandclassics.com ✦ Free to print for your own classroom or family

✦ READY TO WRITE ✦

Pencil Warm-Ups

Hold your pencil with a pinch grip: thumb and pointer finger pinch, middle finger underneath.

Start at the **green dot**. Trace each dotted line with your pencil. Go from left to right, and from top to bottom.

CROSS ON THE BUNS: STRAIGHT DOWN



CROSS ON THE BUNS: ACROSS



ROUND BUNS: ROUND AND ROUND



WARM STEAM: WAVY LINES



© 2026 Storyland Classics ✦ storylandclassics.com ✦ Free to print for your own classroom or family

✦ HANDWRITING ✦

Trace & Write

Practice writing words from the rhyme. Start at the top line and go down.

1. Trace over the gray letters. Then write the word on your own in the space beside it.

hot

bun

one

two

2. Copy the line from the rhyme in your best handwriting.

One *a* penny, two *a* penny,

© 2026 Storyland Classics ✦ storylandclassics.com ✦ Free to print for your own classroom or family

✦ PUZZLE TIME ✦

Word Search

Find the words from the rhyme. Words go across and down. Check off each word when you find it.

B	I	T	W	O	B	U	J	E	N
U	B	G	V	B	S	A	T	T	L
N	M	S	S	H	W	L	T	V	B
S	C	R	O	S	S	T	H	H	A
N	N	V	M	G	T	O	E	W	K
M	Y	M	P	S	O	N	S	E	E
T	W	H	E	A	S	E	A	D	A
R	V	H	N	F	L	O	H	R	N
A	C	O	N	L	O	O	V	E	N
Y	F	T	Y	M	J	C	T	G	E

☆ ☆ ☆

☐ Hot ☐ Cross ☐ Buns ☐ One ☐ Two

☐ Penny ☐ Sons ☐ Tray ☐ Bake ☐ Oven

© 2026 Storyland Classics ✦ storylandclassics.com ✦ Free to print for your own classroom or family

✦ FOR GROWN-UPS ✦

Answer Key

TALK ABOUT IT

1. Hot cross buns.
2. One penny for one bun, two pennies for two.
3. They have a cross on top.
4. Answers will vary.

PUT THE RHYME IN ORDER

1. Hot cross buns!
2. One a penny, two a penny,
3. If you have no daughters,
4. Give them to your sons;

These four lines are from across both verses.

RHYME TIME

1. hot – pot, one – bun, two – shoe, buns – sun (almost!)
2. sons, runs, suns, tons
3. buns, penny, sons

Penny Bun Shop: 1, 2, 3 and 5 pennies; 2, 4 and 3 buns.

COUNT THE WORDS

Hot cross buns! = 3, one a penny = 3, two a penny = 3, Give them to your sons. = 5, fresh from the oven = 4

WORD SEARCH

B	I	T	W	O	B	U	J	E	N
U	B	G	V	B	S	A	T	T	L
N	M	S	S	H	W	L	T	V	B
S	C	R	O	S	S	T	H	H	A
N	N	V	M	G	T	O	E	W	K
M	Y	M	P	S	O	N	S	E	E
T	W	H	E	A	S	E	A	D	A
R	V	H	N	F	L	O	H	R	N
A	C	O	N	L	O	O	V	E	N
Y	F	T	Y	M	J	C	T	G	E

BRING THE RHYME HOME

Watch the read-aloud at *storylandclassics.com/buns*, and find more nursery rhymes, stories, poems and free guides at **storylandclassics.com**.

Extend the fun: bake real buns and pipe a cross on top, play shop with real pennies, or tap out the three-note tune on a toy piano.

Love this free pack? Please subscribe to our YouTube channel **@StorylandClassics** to help us keep making them free for everyone! Scan the code or visit *storylandclassics.com/youtube*.

KINDERGARTEN SKILLS IN THIS PACK

- **Listening & rhyme:** recognize rhyming words; count the words in a phrase (CCSS RF.K.2, RF.K.2a)
- **Print concepts:** left-to-right, top-to-bottom tracking; put the rhyme's lines in order (RF.K.1a)
- **Pre-writing & handwriting:** pinch grip, lines, circles and diagonals, tracing and copying letters (L.K.1a)
- **Position words:** left, right, next to, in front of in the craft directions (L.K.1e)
- **Speaking & listening:** talk-about-it questions after the read-aloud (SL.K.2, RL.K.10)

These activities support kindergarten skills like those practiced in CKLA Kindergarten Skills Unit 1. Storyland Classics is not affiliated with Amplify or the Core Knowledge Foundation.

© 2026 Storyland Classics ✦ storylandclassics.com ✦ Free to print for your own classroom or family