STORYLAND CLASSICS

FREE PRINTABLE ACTIVITY PACK

Higgledy Piggledy, My Black Hen

A traditional Mother Goose nursery rhyme



For ages 4–8 ✦ Pre-K through 2nd grade

INSIDE THIS PACK

The Rhyme & Talk About It 2
Coloring Page 3
Cut & Paste: Fill the Nest 4
Count the Eggs 5
Put the Rhyme in Order 6
Rhyme Time 7
Count the Words 8
Pencil Warm-Ups 9
Trace & Write 10
Word Search 11
Answer Key 12

© 2026 Storyland Classics ✦ storylandclassics.com ✦ Free to print for your own classroom or family

✦ THE RHYME ✦

Higgledy Piggledy, My Black Hen

A bouncy Mother Goose counting rhyme about a busy hen and her eggs



Higgledy, piggledy, my black hen,
She lays eggs for gentlemen;
Sometimes nine, and sometimes ten,
Higgledy, piggledy, my black hen.

Listen along. Scan to watch the Storyland Classics read-aloud, or visit *storylandclassics.com/hen*. Say the rhyme together until children can join in on every line.

TALK ABOUT IT

1. What color is the hen?
2. What does the hen lay?
3. How many eggs does she lay? (Sometimes nine, sometimes ten!)
4. *Higgledy piggledy* means all mixed up and messy. Can you think of something higgledy piggledy?

COUNT IT OUT

Put ten plastic eggs or balls in a basket. Say the rhyme together, then count them out loud. Take one away: is it nine now or ten? Take turns being the hen!

> **Rhyme tip:** Hold up nine fingers, then ten, on "sometimes nine, and sometimes ten." It turns the rhyme into a quick counting game.

© 2026 Storyland Classics ✦ storylandclassics.com ✦ Free to print for your own classroom or family

✦ COLOR IT ✦

The Busy Black Hen

Color the hen black, then color her nest of eggs, the fence and the flowers. Count the eggs!



© 2026 Storyland Classics ✦ storylandclassics.com ✦ Free to print for your own classroom or family

✦ CUT & PASTE CRAFT ✦

Fill the Nest

*Color the hen black and cut out the pieces. Paste the nest in the middle of a page and the hen **next to** it. Then cut out the eggs and paste them **in** the nest. Will you use nine or ten?*



Hen



Nest

✂ - - - - - - - - - - - - - - cut out the eggs - - - - - - - - - - - - - -

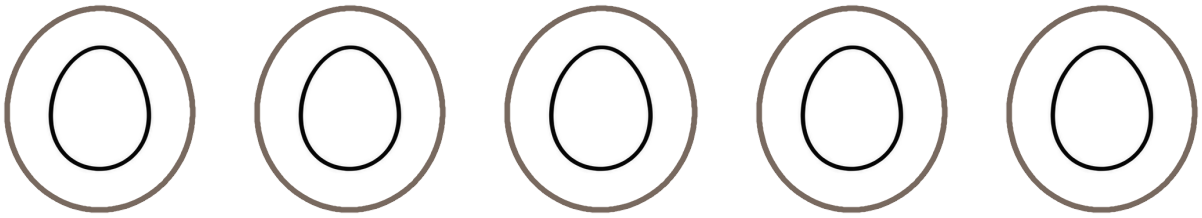

Egg *Egg* *Egg* *Egg* *Egg*

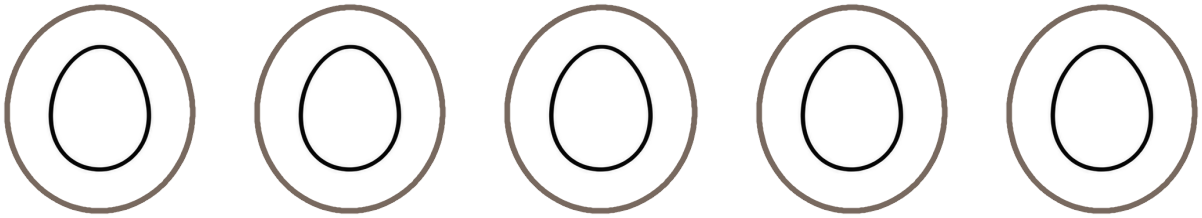

Egg *Egg* *Egg* *Egg* *Egg*

© 2026 Storyland Classics ✦ storylandclassics.com ✦ Free to print for your own classroom or family

✦ MATH TIME ✦

Count the Eggs

Count the eggs! Sometimes nine, and sometimes ten. Count each nest and write the number.

 = ___

 = ___

 = ___

 = ___

Draw 10 eggs in the nest.

© 2026 Storyland Classics ✦ storylandclassics.com ✦ Free to print for your own classroom or family

✦ READING FUN ✦

Put the Rhyme in Order

Cut out the four lines. Say the rhyme, then paste each line in the right box.

1

2

3

4

✂ - - - - - - - - - - - - - - - - - cut on the dotted lines - - - - - - - - - - - - - - - - -



Sometimes nine, and sometimes ten,



Higgledy, piggledy, my black hen,



Higgledy, piggledy, my black hen.



She lays eggs for gentlemen;

Need a hint? The picture on each strip matches that line.

© 2026 Storyland Classics ✦ storylandclassics.com ✦ Free to print for your own classroom or family

✦ RHYME TIME ✦

Words That Rhyme

Rhyming words sound the same at the end, like hen, gentlemen and ten.

1. These words are from the rhyme. Draw a line from each word to the picture that rhymes with it. *(Grown-ups: read the words aloud.)*

hen	 sack
she	10 ten
black	 pen
gentlemen	 bee

2. Circle the words that rhyme with *hen*.

ten egg pen men nest when

3. Finish the rhyme. Write a word from the box on each line.

hen gentlemen nine ten

Higgledy, piggledy, my black _____ ,

She lays eggs for _____ ;

Sometimes _____ , and sometimes _____ ,

© 2026 Storyland Classics ✦ storylandclassics.com ✦ Free to print for your own classroom or family

✦ LISTEN & COUNT ✦

Count the Words

Words are the pieces of what we say. How many words can you hear?

Say each one out loud. Clap once for every word. Color one box for each clap, then write how many words you heard.

my black hen

☐ ☐ ☐ ☐ ☐ ☐ = ___ words

She lays eggs.

☐ ☐ ☐ ☐ ☐ ☐ = ___ words

sometimes nine

☐ ☐ ☐ ☐ ☐ ☐ = ___ words

sometimes ten

☐ ☐ ☐ ☐ ☐ ☐ = ___ words

for gentlemen

☐ ☐ ☐ ☐ ☐ ☐ = ___ words

© 2026 Storyland Classics ✦ storylandclassics.com ✦ Free to print for your own classroom or family

✦ READY TO WRITE ✦

Pencil Warm-Ups

Hold your pencil with a pinch grip: thumb and pointer finger pinch, middle finger underneath.

Start at the **green dot**. Trace each dotted line with your pencil. Go from left to right, and from top to bottom.

EGGS: ROUND AND ROUND



FENCE POSTS: STRAIGHT DOWN



STRAW IN THE NEST: ZIG AND ZAG



HEN'S TAIL FEATHERS: WAVY LINES



© 2026 Storyland Classics ✦ storylandclassics.com ✦ Free to print for your own classroom or family

✦ HANDWRITING ✦

Trace & Write

Practice writing words from the rhyme. Start at the top line and go down.

1. Trace over the gray letters. Then write the word on your own in the space beside it.

hen

egg

nine

ten

2. Copy the line from the rhyme in your best handwriting.

Sometimes nine, and sometimes ten,

© 2026 Storyland Classics ✦ storylandclassics.com ✦ Free to print for your own classroom or family

✦ PUZZLE TIME ✦

Word Search

Find the words from the rhyme. Words go across and down. Check off each word when you find it.

L	L	A	Y	S	N	H	E	N	M
S	W	H	G	C	O	U	N	T	G
T	E	G	G	S	O	V	U	B	B
R	F	M	T	E	G	E	N	A	C
A	T	R	E	Y	G	N	G	O	M
W	G	L	N	Y	H	E	S	B	I
L	J	L	V	N	S	S	Y	Y	L
B	L	A	C	K	G	T	D	J	F
U	W	U	J	C	N	I	N	E	F
F	A	R	M	G	A	W	M	D	N

☆ ☆ ☆

☐ Hen ☐ Black ☐ Eggs ☐ Lays ☐ Nine
☐ Ten ☐ Nest ☐ Straw ☐ Farm ☐ Count

© 2026 Storyland Classics ✦ storylandclassics.com ✦ Free to print for your own classroom or family

✦ FOR GROWN-UPS ✦

Answer Key

TALK ABOUT IT

1. Black.
2. Eggs.
3. Sometimes nine, and sometimes ten.
4. Answers will vary.

PUT THE RHYME IN ORDER

1. Higgledy, piggledy, my black hen,
2. She lays eggs for gentlemen;
3. Sometimes nine, and sometimes ten,
4. Higgledy, piggledy, my black hen.

The rhyme begins and ends with the same line, so either "Higgledy, piggledy" strip can go first or last.

RHYME TIME

1. hen – pen, she – bee, black – sack, gentlemen – ten
2. ten, pen, men, when
3. hen, gentlemen, nine, ten

COUNT THE WORDS

my black hen = 3, She lays eggs. = 3, sometimes nine = 2, sometimes ten = 2, for gentlemen = 2

WORD SEARCH

L	L	A	Y	S	N	H	E	N	M
S	W	H	G	C	O	U	N	T	G
T	E	G	G	S	O	V	U	B	B
R	F	M	T	E	G	E	N	A	C
A	T	R	E	Y	G	N	G	O	M
W	G	L	N	Y	H	E	S	B	I
L	J	L	V	N	S	S	Y	Y	L
B	L	A	C	K	G	T	D	J	F
U	W	U	J	C	N	I	N	E	F
F	A	R	M	G	A	W	M	D	N

BRING THE RHYME HOME

Watch the read-aloud at *storylandclassics.com/hen*, and find more nursery rhymes, stories, poems and free guides at **storylandclassics.com**.

Extend the fun: count real eggs in a carton, sort plastic eggs into groups of nine and ten, or visit a farm and look for hens.

Love this free pack? Please subscribe to our YouTube channel **@StorylandClassics** to help us keep making them free for everyone! Scan the code or visit *storylandclassics.com/youtube*.

KINDERGARTEN SKILLS IN THIS PACK

- **Listening & rhyme:** recognize rhyming words; count the words in a phrase (CCSS RF.K.2, RF.K.2a)
- **Print concepts:** left-to-right, top-to-bottom tracking; put the rhyme's lines in order (RF.K.1a)
- **Pre-writing & handwriting:** pinch grip, lines, circles and diagonals, tracing and copying letters (L.K.1a)
- **Position words:** left, right, next to, in front of in the craft directions (L.K.1e)
- **Speaking & listening:** talk-about-it questions after the read-aloud (SL.K.2, RL.K.10)

These activities support kindergarten skills like those practiced in CKLA Kindergarten Skills Unit 1. Storyland Classics is not affiliated with Amplify or the Core Knowledge Foundation.

© 2026 Storyland Classics ✦ storylandclassics.com ✦ Free to print for your own classroom or family