STORYLAND CLASSICS

FREE PRINTABLE ACTIVITY PACK

Hickory Dickory Dock

A traditional Mother Goose nursery rhyme



For ages 4–8 ✦ Pre-K through 2nd grade

INSIDE THIS PACK

The Rhyme & Talk About It 2
Coloring Page 3
Cut & Paste Craft 4
Put the Rhyme in Order 5
Rhyme Time 6
Count the Words 7
Pencil Warm-Ups 8
Trace & Write 9
Word Search 10
Answer Key 11

© 2026 Storyland Classics ✦ storylandclassics.com ✦ Free to print for your own classroom or family

✦ THE RHYME ✦

Hickory Dickory Dock

A Mother Goose rhyme from the 1700s that ticks along like a clock



Hickory, dickory, dock,
The mouse ran up the clock.
The clock struck one,
The mouse ran down,
Hickory, dickory, dock.

Listen along. Scan to watch the Storyland Classics read-aloud, or visit *storylandclassics.com/hickory*. Say the rhyme together until children can join in on every line.

TALK ABOUT IT

1. Where did the mouse run?
2. What happened when the clock struck one?
3. Why do you think the mouse ran down so fast?
4. Can you find the 1 on the clock? Point to it!

ACT IT OUT

Crouch low and make your fingers into a mouse. Creep them up your arm to the top of your head on “ran up the clock.” Clap once loudly for “struck one,” then race your mouse back down!

> **Rhyme tip:** Say “tick, tock” with a steady beat before you start, and sway like a pendulum as you say the rhyme.

© 2026 Storyland Classics ✦ storylandclassics.com ✦ Free to print for your own classroom or family

✦ COLOR IT ✦

The Mouse and the Clock

Color the tall clock, the little mouse on top and the flowers in the pot. Can you find the 1?



© 2026 Storyland Classics ✦ storylandclassics.com ✦ Free to print for your own classroom or family

✦ CUT & PASTE CRAFT ✦

Up and Down the Clock

*Color the pieces and cut them out. Paste one mouse **on top of** the clock, one climbing **up** the side and one running **down** to the **bottom**. Put the flower pot **next to** the clock.*



✂ - - - - - - - - - - - - - - cut out the pieces below - - - - - - - - - - - - - -



Mouse



Mouse



Mouse



Flower pot

© 2026 Storyland Classics ✦ storylandclassics.com ✦ Free to print for your own classroom or family

✦ READING FUN ✦

Put the Rhyme in Order

Cut out the four lines. Say the rhyme, then paste each line in the right box.

1

2

3

4

✂ - - - - - - - - - - - - - - - - - cut on the dotted lines - - - - - - - - - - - - - - - - -



The mouse ran down,



The mouse ran up the clock.

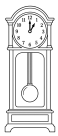

Hickory, dickory, dock.



The clock struck one,

Need a hint? The picture on each strip matches that line.

© 2026 Storyland Classics ✦ storylandclassics.com ✦ Free to print for your own classroom or family

✦ RHYME TIME ✦

Words That Rhyme

Rhyming words sound the same at the end, like dock and clock.

1. These words are from the rhyme. Draw a line from each word to the picture that rhymes with it. *(Grown-ups: read the words aloud.)*

clock	 sun
dock	 house
one	 rock
mouse	 sock

2. Circle the words that rhyme with *clock*.

dock mouse sock rock one lock

3. Finish the rhyme. Write a word from the box on each line.

dock clock one down

Hickory, dickory, _____ ,

The mouse ran up the _____ .

The clock struck _____ ,

The mouse ran _____ ,

© 2026 Storyland Classics ✦ storylandclassics.com ✦ Free to print for your own classroom or family

✦ LISTEN & COUNT ✦

Count the Words

Words are the pieces of what we say. How many words can you hear?

Say each one out loud. Clap once for every word. Color one box for each clap, then write how many words you heard.

The mouse ran up.



= ___ words

the tall clock



= ___ words

The clock struck one.



= ___ words

The mouse ran down.



= ___ words

tick tock



= ___ words

© 2026 Storyland Classics ✦ storylandclassics.com ✦ Free to print for your own classroom or family

✦ READY TO WRITE ✦

Pencil Warm-Ups

Hold your pencil with a pinch grip: thumb and pointer finger pinch, middle finger underneath.

Start at the **green dot**. Trace each dotted line with your pencil. Go from left to right, and from top to bottom.

MOUSE RUNS UP AND DOWN: ZIG AND ZAG

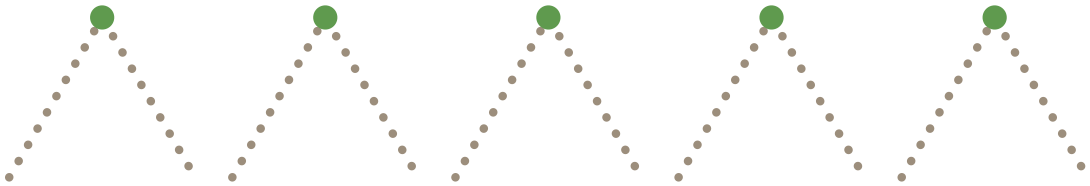

CLOCK FACES: ROUND AND ROUND



PENDULUM: STRAIGHT DOWN



MOUSE TAILS: WAVY LINES



© 2026 Storyland Classics ✦ storylandclassics.com ✦ Free to print for your own classroom or family

✦ HANDWRITING ✦

Trace & Write

Practice writing words from the rhyme. Start at the top line and go down.

1. Trace over the gray letters. Then write the word on your own in the space beside it.

mouse

clock

up

down

2. Copy the line from the rhyme in your best handwriting.

The mouse ran up the clock.

© 2026 Storyland Classics ✦ storylandclassics.com ✦ Free to print for your own classroom or family

✦ PUZZLE TIME ✦

Word Search

Find the words from the rhyme. Words go across and down. Check off each word when you find it.

T	O	C	K	F	F	N	D	E	V
O	M	H	D	D	W	B	T	G	O
F	F	M	O	U	S	E	C	D	J
A	D	Y	C	T	I	C	K	L	N
H	I	C	K	O	R	Y	C	R	T
B	C	F	D	R	D	U	L	L	A
C	K	V	D	C	O	L	O	I	Y
C	O	O	J	B	W	A	C	G	H
T	R	N	T	A	N	U	K	F	A
T	Y	E	E	J	E	P	O	I	D

☆ ☆ ☆

☐ Hickory ☐ Dickory ☐ Dock ☐ Mouse ☐ Clock

☐ One ☐ Up ☐ Down ☐ Tick ☐ Tock

© 2026 Storyland Classics ✦ storylandclassics.com ✦ Free to print for your own classroom or family

✦ FOR GROWN-UPS ✦

Answer Key

TALK ABOUT IT

1. Up the clock.
2. The mouse ran down.
3. The loud “bong” scared him!
4. Answers will vary.

PUT THE RHYME IN ORDER

1. The mouse ran up the clock.
2. The clock struck one,
3. The mouse ran down,
4. Hickory, dickory, dock.

The rhyme begins and ends with “Hickory, dickory, dock.” These strips are the four lines in between, plus the last line.

RHYME TIME

1. clock – sock, dock – rock, one – sun, mouse – house
2. dock, sock, rock, lock
3. dock, clock, one, down

COUNT THE WORDS

The mouse ran up. = 4, the tall clock = 3, The clock struck one. = 4, The mouse ran down. = 4, tick tock = 2

WORD SEARCH

T	O	C	K	F	F	N	D	E	V
O	M	H	D	D	W	B	T	G	O
F	F	M	O	U	S	E	C	D	J
A	D	Y	C	T	I	C	K	L	N
H	I	C	K	O	R	Y	C	R	T
B	C	F	D	R	D	U	L	L	A
C	K	V	D	C	O	L	O	I	Y
C	O	O	J	B	W	A	C	G	H
T	R	N	T	A	N	U	K	F	A
T	Y	E	E	J	E	P	O	I	D

BRING THE RHYME HOME

Watch the read-aloud at *storylandclassics.com/hickory*, and find more nursery rhymes, stories, poems and free guides at **storylandclassics.com**.

Extend the fun: find clocks around your home, make a paper-plate clock and set it to one o’clock, or play a game where everyone runs up and down when the “clock” strikes.

Love this free pack? Please subscribe to our YouTube channel **@StorylandClassics** to help us keep making them free for everyone! Scan the code or visit *storylandclassics.com/youtube*.

KINDERGARTEN SKILLS IN THIS PACK

- **Listening & rhyme:** recognize rhyming words; count the words in a phrase (CCSS RF.K.2, RF.K.2a)
- **Print concepts:** left-to-right, top-to-bottom tracking; put the rhyme’s lines in order (RF.K.1a)
- **Pre-writing & handwriting:** pinch grip, lines, circles and diagonals, tracing and copying letters (L.K.1a)
- **Position words:** left, right, next to, in front of in the craft directions (L.K.1e)
- **Speaking & listening:** talk-about-it questions after the read-aloud (SL.K.2, RL.K.10)

These activities support kindergarten skills like those practiced in CKLA Kindergarten Skills Unit 1. This rhyme also appears in CKLA Kindergarten Domain 1: Nursery Rhymes and Fables. Storyland Classics is not affiliated with Amplify or the Core Knowledge Foundation.

© 2026 Storyland Classics ✦ storylandclassics.com ✦ Free to print for your own classroom or family