STORYLAND CLASSICS

FREE PRINTABLE ACTIVITY PACK

Georgie Porgie

A traditional Mother Goose nursery rhyme



For ages 4–8 ✦ Pre-K through 2nd grade

INSIDE THIS PACK

The Rhyme & Talk About It 2

Coloring Page 3

Cut & Paste Craft 4

Craft Background 5

Put the Rhyme in Order 6

Rhyme Time 7

Count the Words 8

Pencil Warm-Ups 9

Trace & Write 10

Word Search 11

Answer Key 12

© 2026 Storyland Classics ✦ storylandclassics.com ✦ Free to print for your own classroom or family

✦ THE RHYME ✦

Georgie Porgie

An old Mother Goose rhyme with a silly rhyming name, and a good lesson about being kind



Georgie Porgie, pudding and pie,
Kissed the girls and made them cry;
When the boys came out to play,
Georgie Porgie ran away.

Listen along. Scan to watch the Storyland Classics read-aloud, or visit *storylandclassics.com/georgie*. Say the rhyme together until children can join in on every line.

TALK ABOUT IT

1. What did Georgie Porgie have? (Pudding and pie!)
2. How did the girls feel? How can you tell?
3. What should Georgie do instead? (Ask first, and be kind.)
4. Why do you think Georgie ran away when the boys came out to play?

BE A GOOD FRIEND

Talk about kind ways to show we like our friends: a smile, a wave, sharing a snack, or asking "May I give you a hug?" Then act out Georgie making it right by saying sorry and sharing his pie.

> **Rhyme tip:** The rhyme gives children an easy way into a big idea: everyone gets to say yes or no to hugs and kisses, and it's kind to ask first.

© 2026 Storyland Classics ✦ storylandclassics.com ✦ Free to print for your own classroom or family

✦ COLOR IT ✦

Georgie's Pudding and Pie

Color Georgie Porgie with his pudding and pie, his friends and the garden fence.



© 2026 Storyland Classics ✦ storylandclassics.com ✦ Free to print for your own classroom or family

✦ CUT & PASTE CRAFT ✦

Georgie and Friends

Color the pieces and cut them out. Then paste them in the garden on the next page.



Georgie



Friend



Friend



Pie



Pudding

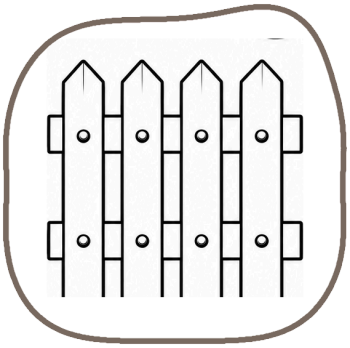

Fence



Flower

© 2026 Storyland Classics ✦ storylandclassics.com ✦ Free to print for your own classroom or family

✦ CUT & PASTE CRAFT ✦

Sharing in the Garden

*Paste the fence **next to** the house. Put Georgie on the **left** of the path and his friends on the **right**. Give Georgie his pie and pudding to **share**!*



© 2026 Storyland Classics ✦ storylandclassics.com ✦ Free to print for your own classroom or family

✦ READING FUN ✦

Put the Rhyme in Order

Cut out the four lines. Say the rhyme, then paste each line in the right box.

1

2

3

4

✂ - - - - - - - - - - - - - - - - - cut on the dotted lines - - - - - - - - - - - - - - - - -



When the boys came out to play,



Georgie Porgie, pudding and pie,



Georgie Porgie ran away.



Kissed the girls and made them cry;

Need a hint? The picture on each strip matches that line.

© 2026 Storyland Classics ✦ storylandclassics.com ✦ Free to print for your own classroom or family

✦ RHYME TIME ✦

Words That Rhyme

Rhyming words sound the same at the end, like pie and cry, or play and away.

1. These words are from the rhyme. Draw a line from each word to the picture that rhymes with it. *(Grown-ups: read the words aloud.)*

pie	 pan
cry	 fly
ran	 hay
play	 eye

2. Circle the words that rhyme with *play*.

away pie day girls say stay

3. Finish the rhyme. Write a word from the box on each line.

pie cry play away

Georgie Porgie, pudding and _____ ,

Kissed the girls and made them _____ ;

When the boys came out to _____ ,

Georgie Porgie ran _____ .

© 2026 Storyland Classics ✦ storylandclassics.com ✦ Free to print for your own classroom or family

✦ LISTEN & COUNT ✦

Count the Words

Words are the pieces of what we say. How many words can you hear?

Say each one out loud. Clap once for every word. Color one box for each clap, then write how many words you heard.

pudding and pie

 = ___ words

The boys came out.

 = ___ words

Georgie ran away.

 = ___ words

Let’s play together.

 = ___ words

Be kind.

 = ___ words

© 2026 Storyland Classics ✦ storylandclassics.com ✦ Free to print for your own classroom or family

✦ READY TO WRITE ✦

Pencil Warm-Ups

Hold your pencil with a pinch grip: thumb and pointer finger pinch, middle finger underneath.

Start at the **green dot**. Trace each dotted line with your pencil. Go from left to right, and from top to bottom.

GARDEN FENCE: STRAIGHT DOWN



PIES AND PUDDINGS: ROUND AND ROUND



RUNNING FEET: ZIG AND ZAG



PIE CRUST: WAVY LINES



© 2026 Storyland Classics ✦ storylandclassics.com ✦ Free to print for your own classroom or family

✦ HANDWRITING ✦

Trace & Write

Practice writing words from the rhyme. Start at the top line and go down.

1. Trace over the gray letters. Then write the word on your own in the space beside it.

pie

cry

play

away

2. Copy the line from the rhyme in your best handwriting.

Georgie Porgie, pudding and pie,

© 2026 Storyland Classics ✦ storylandclassics.com ✦ Free to print for your own classroom or family

✦ PUZZLE TIME ✦

Word Search

Find the words from the rhyme. Words go across and down. Check off each word when you find it.

V	P	P	I	E	C	O	S	F	U
S	L	N	R	B	O	Y	S	C	J
H	A	S	R	P	O	O	W	R	D
A	Y	I	S	U	N	P	H	Y	R
R	W	S	C	D	V	O	K	E	S
E	I	V	R	D	A	R	I	G	N
O	A	M	V	I	M	G	N	I	S
I	M	J	T	N	G	I	D	R	B
Y	U	S	I	G	D	E	N	L	D
B	G	E	O	R	G	I	E	S	G

☆ ☆ ☆

☐ Georgie ☐ Porgie ☐ Pudding ☐ Pie ☐ Girls

☐ Boys ☐ Play ☐ Cry ☐ Kind ☐ Share

© 2026 Storyland Classics ✦ storylandclassics.com ✦ Free to print for your own classroom or family

✦ FOR GROWN-UPS ✦

Answer Key

TALK ABOUT IT

1. Pudding and pie.
2. Sad and upset. They were crying.
3. Ask first, be kind, and say sorry.
4. Answers will vary. (He knew he had been unkind.)

PUT THE RHYME IN ORDER

1. Georgie Porgie, pudding and pie,
2. Kissed the girls and made them cry;
3. When the boys came out to play,
4. Georgie Porgie ran away.

RHYME TIME

1. pie – fly, cry – eye, ran – pan, play – hay
2. away, day, say, stay
3. pie, cry, play, away

COUNT THE WORDS

pudding and pie = 3, The boys came out. = 4, Georgie ran away. = 3, Let's play together. = 3, Be kind. = 2

WORD SEARCH

V	P	P	I	E	C	O	S	F	U
S	L	N	R	B	O	Y	S	C	J
H	A	S	R	P	O	O	W	R	D
A	Y	I	S	U	N	P	H	Y	R
R	W	S	C	D	V	O	K	E	S
E	I	V	R	D	A	R	I	G	N
O	A	M	V	I	M	G	N	I	S
I	M	J	T	N	G	I	D	R	B
Y	U	S	I	G	D	E	N	L	D
B	G	E	O	R	G	I	E	S	G

BRING THE RHYME HOME

Watch the read-aloud at *storylandclassics.com/georgie*, and find more nursery rhymes, stories, poems and free guides at **storylandclassics.com**.

Extend the fun: share a real snack and practice asking, "Would you like some?" Make a "kind hands" poster, or think of new silly rhyming names like Georgie Porgie (Katie Patie, Benny Wenny…).

Love this free pack? Please subscribe to our YouTube channel **@StorylandClassics** to help us keep making them free for everyone! Scan the code or visit *storylandclassics.com/youtube*.

KINDERGARTEN SKILLS IN THIS PACK

- **Listening & rhyme:** recognize rhyming words; count the words in a phrase (CCSS RF.K.2, RF.K.2a)
- **Print concepts:** left-to-right, top-to-bottom tracking; put the rhyme's lines in order (RF.K.1a)
- **Pre-writing & handwriting:** pinch grip, lines, circles and diagonals, tracing and copying letters (L.K.1a)
- **Position words:** left, right, next to, in front of in the craft directions (L.K.1e)
- **Speaking & listening:** talk-about-it questions after the read-aloud (SL.K.2, RL.K.10)

These activities support kindergarten skills like those practiced in CKLA Kindergarten Skills Unit 1. Storyland Classics is not affiliated with Amplify or the Core Knowledge Foundation.

© 2026 Storyland Classics ✦ storylandclassics.com ✦ Free to print for your own classroom or family