STORYLAND CLASSICS

FREE PRINTABLE ACTIVITY PACK

Freddie and the Cherry Tree

A traditional Mother Goose nursery rhyme



For ages 4–8 ✦ Pre-K through 2nd grade

INSIDE THIS PACK

The Rhyme & Talk About It 2
Coloring Page 3
Cut & Paste Craft 4
Craft Background 5
Put the Rhyme in Order 6
Rhyme Time 7
Count the Words 8
Pencil Warm-Ups 9
Trace & Write 10
Word Search 11
Answer Key 12

© 2026 Storyland Classics ✦ storylandclassics.com ✦ Free to print for your own classroom or family

✦ THE RHYME ✦

Freddie and the Cherry Tree

A funny old rhyme where a cheeky cherry talks back!



Freddie saw some fine ripe cherries
Hanging on a cherry tree,
And he said, "You pretty cherries,
Will you not come down to me?"

"Thank you kindly," said a cherry,
"We would rather stay up here;
If we ventured down this morning,
You would eat us up, I fear."

One, the finest of the cherries,
Dangled from a slender twig;
"You are beautiful," said Freddie,
"Red and ripe, and oh, how big!"

"Catch me," said the cherry, "catch me,
Little master, if you can."
"I would catch you soon," said Freddie,
"If I were a grown-up man."

Freddie jumped, and tried to reach it,
Standing high upon his toes;
But the cherry bobbed about,
And laughed, and tickled Freddie's nose.

Listen along. Scan to watch the Storyland Classics read-aloud, or visit *storylandclassics.com/freddie*. Say the rhyme together until children can join in on every line.

TALK ABOUT IT

1. What did Freddie ask the cherries to do?
2. Why didn't the cherries want to come down?
3. What did the finest cherry say to Freddie?
4. What happened when Freddie jumped? How do you think he felt?

ACT IT OUT

One child is Freddie, reaching up high. A few children are cherries, "hanging" with their arms up. Freddie asks politely, and the cherries answer together: "Thank you kindly, we would rather stay up here!"

> **Rhyme tip:** Use a squeaky little cherry voice for the answer. Children love that the cherries are clever enough to say no!

© 2026 Storyland Classics ✦ storylandclassics.com ✦ Free to print for your own classroom or family

✦ COLOR IT ✦

Freddie Reaches Up

Color Freddie, the big cherry tree, the bright red cherries and the flowers.



© 2026 Storyland Classics ✦ storylandclassics.com ✦ Free to print for your own classroom or family

✦ CUT & PASTE CRAFT ✦

Ripe Red Cherries

Color the cherries red and cut out the pieces on the outlines. Then paste them in the orchard on the next page.



Cherry tree



Freddie



Flowers



Flowers



Cherry



Cherry



Cherry



Cherry

© 2026 Storyland Classics ✦ storylandclassics.com ✦ Free to print for your own classroom or family

✦ CUT & PASTE CRAFT ✦

In the Orchard

*Paste the tree on the **left**. Hang the cherries **high up** in the branches. Put Freddie on the **right**, reaching **up**. Plant the flowers **under** the tree. Can Freddie reach them?*



© 2026 Storyland Classics ✦ storylandclassics.com ✦ Free to print for your own classroom or family

✦ READING FUN ✦

Put the Rhyme in Order

Cut out the five lines. Say the rhyme, then paste each line in the right box.

1

2

3

4

5

✂ - - - - - - - - - - - - - - - - - cut on the dotted lines - - - - - - - - - - - - - - - - -



One, the finest of the cherries, dangled from a slender twig.



Freddie jumped, and tried to reach it, standing high upon his toes.



Freddie saw some fine ripe cherries hanging on a cherry tree.



“Catch me,” said the cherry, “catch me, little master, if you can.”



“Thank you kindly,” said a cherry, “We would rather stay up here.”

Need a hint? The picture on each strip matches that line.

© 2026 Storyland Classics ✦ storylandclassics.com ✦ Free to print for your own classroom or family

✦ RHYME TIME ✦

Words That Rhyme

Rhyming words sound the same at the end, like tree and me, or twig and big.

1. These words are from the rhyme. Draw a line from each word to the picture that rhymes with it. *(Grown-ups: read the words aloud.)*

tree	 deer
me	 rose
here	 bee
toes	 key

2. Circle the words that rhyme with *tree*.

me cherry see bee here three

3. Finish the rhyme. Write a word from the box on each line.

tree me here fear

Hanging on a cherry _____ ,

Will you not come down to _____ ?

We would rather stay up _____ ;

You would eat us up, I _____ .

© 2026 Storyland Classics ✦ storylandclassics.com ✦ Free to print for your own classroom or family

✦ LISTEN & COUNT ✦

Count the Words

Words are the pieces of what we say. How many words can you hear?

Say each one out loud. Clap once for every word. Color one box for each clap, then write how many words you heard.

fine ripe cherries



= ___ words

a cherry tree



= ___ words

Come down to me.



= ___ words

Thank you kindly.



= ___ words

We will stay up here.



= ___ words

© 2026 Storyland Classics ✦ storylandclassics.com ✦ Free to print for your own classroom or family

✦ READY TO WRITE ✦

Pencil Warm-Ups

Hold your pencil with a pinch grip: thumb and pointer finger pinch, middle finger underneath.

Start at the **green dot**. Trace each dotted line with your pencil. Go from left to right, and from top to bottom.

ROUND CHERRIES: ROUND AND ROUND



CHERRY STEMS: STRAIGHT DOWN



WAVING LEAVES: WAVY LINES



JUMPING UP: UP AND DOWN

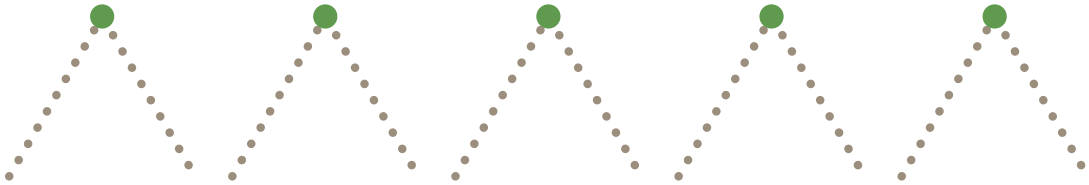

© 2026 Storyland Classics ✦ storylandclassics.com ✦ Free to print for your own classroom or family

✦ HANDWRITING ✦

Trace & Write

Practice writing words from the rhyme. Start at the top line and go down.

1. Trace over the gray letters. Then write the word on your own in the space beside it.

tree

me

red

big

2. Copy the line from the rhyme in your best handwriting.

Freddie saw some fine ripe cherries

© 2026 Storyland Classics ✦ storylandclassics.com ✦ Free to print for your own classroom or family

✦ PUZZLE TIME ✦

Word Search

Find the words from the rhyme. Words go across and down. Check off each word when you find it.

M	C	E	Y	C	A	H	S	W	T
D	A	O	J	H	G	O	N	N	W
O	T	E	T	E	H	V	R	U	I
W	C	C	O	R	E	U	F	N	G
N	H	B	E	R	R	T	R	W	A
W	U	Y	S	Y	E	T	E	N	J
R	T	L	J	F	F	A	D	O	W
I	R	I	B	N	D	A	D	S	W
P	E	V	M	W	I	R	I	E	R
E	E	G	L	I	H	Y	E	Y	T

☆ ☆ ☆

☐ Freddie ☐ Cherry ☐ Tree ☐ Ripe ☐ Twig

☐ Down ☐ Here ☐ Nose ☐ Catch ☐ Toes

© 2026 Storyland Classics ✦ storylandclassics.com ✦ Free to print for your own classroom or family

✦ FOR GROWN-UPS ✦

Answer Key

TALK ABOUT IT

1. To come down to him.
2. They knew he would eat them up!
3. “Catch me, little master, if you can.”
4. The cherry bobbed about, laughed and tickled his nose.

Answers will vary.

PUT THE RHYME IN ORDER

1. Freddie saw some fine ripe cherries hanging on a cherry tree.
2. “Thank you kindly,” said a cherry, “We would rather stay up here.”
3. One, the finest of the cherries, dangled from a slender twig.
4. “Catch me,” said the cherry, “catch me, little master, if you can.”
5. Freddie jumped, and tried to reach it, standing high upon his toes.

Each strip is the start of one verse.

RHYME TIME

1. tree – bee, me – key, here – deer, toes – rose
2. me, see, bee, three
3. tree, me, here, fear

COUNT THE WORDS

fine ripe cherries = 3, a cherry tree = 3, Come down to me. = 4, Thank you kindly. = 3, We will stay up here. = 5

WORD SEARCH

M	C	E	Y	C	A	H	S	W	T
D	A	O	J	H	G	O	N	N	W
O	T	E	T	E	H	V	R	U	I
W	C	C	O	R	E	U	F	N	G
N	H	B	E	R	R	T	R	W	A
W	U	Y	S	Y	E	T	E	N	J
R	T	L	J	F	F	A	D	O	W
I	R	I	B	N	D	A	D	S	W
P	E	V	M	W	I	R	I	E	R
E	E	G	L	I	H	Y	E	Y	T

BRING THE RHYME HOME

Watch the read-aloud at *storylandclassics.com/freddie*, and find more nursery rhymes, stories, poems and free guides at **storylandclassics.com**.

Extend the fun: taste real cherries and count the pits, draw your own talking fruit, or practice saying “Thank you kindly” in different voices.

Love this free pack? Please subscribe to our YouTube channel **@StorylandClassics** to help us keep making them free for everyone! Scan the code or visit *storylandclassics.com/youtube*.

KINDERGARTEN SKILLS IN THIS PACK

- **Listening & rhyme:** recognize rhyming words; count the words in a phrase (CCSS RF.K.2, RF.K.2a)
- **Print concepts:** left-to-right, top-to-bottom tracking; put the rhyme’s lines in order (RF.K.1a)
- **Pre-writing & handwriting:** pinch grip, lines, circles and diagonals, tracing and copying letters (L.K.1a)
- **Position words:** left, right, next to, in front of in the craft directions (L.K.1e)
- **Speaking & listening:** talk-about-it questions after the read-aloud (SL.K.2, RL.K.10)

These activities support kindergarten skills like those practiced in CKLA Kindergarten Skills Unit 1. Storyland Classics is not affiliated with Amplify or the Core Knowledge Foundation.

© 2026 Storyland Classics ✦ storylandclassics.com ✦ Free to print for your own classroom or family