STORYLAND CLASSICS

FREE PRINTABLE ACTIVITY PACK

Eeny, Meeny, Miny, Moe

A traditional Mother Goose nursery rhyme



For ages 4–8 ✦ Pre-K through 2nd grade

INSIDE THIS PACK

The Rhyme & Talk About It 2
Coloring Page 3
Cut & Paste Craft 4
Craft Background 5
Put the Rhyme in Order 6
Rhyme Time 7
Count the Words 8
Pencil Warm-Ups 9
Trace & Write 10
Word Search 11
Answer Key 12

© 2026 Storyland Classics ✦ storylandclassics.com ✦ Free to print for your own classroom or family

✦ THE RHYME ✦

Eeny, Meeny, Miny, Moe

A counting-out rhyme children have chanted for hundreds of years



Eeny, meeny, miny, moe,
Catch a tiger by the toe;
If he hollers, let him go,
Eeny, meeny, miny, moe.

Listen along. Scan to watch the Storyland Classics read-aloud, or visit *storylandclassics.com/tiger*. Say the rhyme together until children can join in on every line.

TALK ABOUT IT

1. What did the boy catch by the toe?
2. What does *hollers* mean? Show me a quiet voice, then a holler!
3. Why do you think the boy let the tiger go?
4. Would you rather catch a tiger, a butterfly or a kitten by the toe? Why?

PLAY IT

Stand in a circle. Point to one person for each word as everyone chants the rhyme. Whoever the last "moe" lands on is "it," or goes first in the next game.

> **Rhyme tip:** Say it slowly at first, one word per point. Then try it fast, then whisper it, then holler it!

© 2026 Storyland Classics ✦ storylandclassics.com ✦ Free to print for your own classroom or family

✦ COLOR IT ✦

The Boy and the Sleepy Tiger

Color the boy, the tiger, the butterflies and the big shady tree.



© 2026 Storyland Classics ✦ storylandclassics.com ✦ Free to print for your own classroom or family

✦ CUT & PASTE CRAFT ✦

Make a Meadow Scene

*Color the pieces and cut them out. On the next page, paste the tree on the **left** and the tiger **under** the tree. Put the boy on the **right**, and the butterflies **above** him.*



Tree



Boy



Tiger



Butterfly



Butterfly



Butterfly



Flower



Flower

© 2026 Storyland Classics ✦ storylandclassics.com ✦ Free to print for your own classroom or family

✦ CUT & PASTE CRAFT ✦

My Meadow

Paste your pieces here. Where will the tiger take his nap? Where will the butterflies fly?



© 2026 Storyland Classics ✦ storylandclassics.com ✦ Free to print for your own classroom or family

✦ READING FUN ✦

Put the Rhyme in Order

Cut out the four lines. Say the rhyme, then paste each line in the right box.

1

2

3

4

✂ - - - - - - - - - - - - - - - - - cut on the dotted lines - - - - - - - - - - - - - - - - -



If he hollers, let him go,



Eeny, meeny, miny, moe,



Eeny, meeny, miny, moe.



Catch a tiger by the toe;

Need a hint? The picture on each strip matches that line.

© 2026 Storyland Classics ✦ storylandclassics.com ✦ Free to print for your own classroom or family

✦ RHYME TIME ✦

Words That Rhyme

Rhyming words sound the same at the end, like moe, toe and go.

1. These words are from the rhyme. Draw a line from each word to the picture that rhymes with it. *(Grown-ups: read the words aloud.)*

toe	net
let	snow
he	bow
go	bee









2. Circle the words that rhyme with *moe*.

toe cat go tiger bow sun snow

3. Finish the rhyme. Write a word from the box on each line.

toe go moe tiger

Eeny, meeny, miny, _____ ,

Catch a _____ by the _____ ;

If he hollers, let him _____ ,

© 2026 Storyland Classics ✦ storylandclassics.com ✦ Free to print for your own classroom or family

✦ LISTEN & COUNT ✦

Count the Words

Words are the pieces of what we say. How many words can you hear?

Say each one out loud. Clap once for every word. Color one box for each clap, then write how many words you heard.

Catch a tiger.



= ___ words

the sleepy tiger



= ___ words

Let him go!



= ___ words

a big striped tiger



= ___ words

The boy waves.



= ___ words

© 2026 Storyland Classics ✦ storylandclassics.com ✦ Free to print for your own classroom or family

✦ READY TO WRITE ✦

Pencil Warm-Ups

Hold your pencil with a pinch grip: thumb and pointer finger pinch, middle finger underneath.

Start at the **green dot**. Trace each dotted line with your pencil. Go from left to right, and from top to bottom.

TIGER STRIPES: STRAIGHT DOWN



BUTTERFLY FLIGHT: WAVY LINES



TALL GRASS: ZIG AND ZAG



FLOWERS: ROUND AND ROUND



© 2026 Storyland Classics ✦ storylandclassics.com ✦ Free to print for your own classroom or family

✦ HANDWRITING ✦

Trace & Write

Practice writing words from the rhyme. Start at the top line and go down.

1. Trace over the gray letters. Then write the word on your own in the space beside it.

tiger

toe

let

go

2. Copy the line from the rhyme in your best handwriting.

Catch a tiger by the toe;

© 2026 Storyland Classics ✦ storylandclassics.com ✦ Free to print for your own classroom or family

✦ PUZZLE TIME ✦

Word Search

Find the words from the rhyme. Words go across and down. Check off each word when you find it.

R	L	R	B	O	Y	V	G	T	H
Y	M	J	C	A	T	C	H	S	A
C	I	R	Y	M	E	E	N	Y	M
I	N	O	U	C	I	L	H	H	O
T	Y	J	A	C	V	D	O	N	E
D	J	N	C	A	A	G	L	G	T
B	S	N	N	O	C	V	L	Y	I
G	I	L	C	J	L	A	E	O	G
D	T	O	E	E	H	D	R	A	E
P	A	W	T	R	E	E	S	B	R

☆ ☆ ☆

☐ Meeny ☐ Miny ☐ Moe ☐ Tiger ☐ Toe

☐ Catch ☐ Hollers ☐ Tree ☐ Boy ☐ Paw

© 2026 Storyland Classics ✦ storylandclassics.com ✦ Free to print for your own classroom or family

✦ FOR GROWN-UPS ✦

Answer Key

TALK ABOUT IT

1. A tiger.
2. To shout or yell very loudly.
3. Answers will vary. (He didn't want to hurt the tiger; the tiger didn't like it.)
4. Answers will vary.

PUT THE RHYME IN ORDER

1. Eeny, meeny, miny, moe,
2. Catch a tiger by the toe;
3. If he hollers, let him go,
4. Eeny, meeny, miny, moe.

Lines 1 and 4 are the same, so either "Eeny, meeny" strip can go first or last.

RHYME TIME

1. toe – bow, let – net, he – bee, go – snow
2. toe, go, bow, snow
3. moe; tiger, toe; go

COUNT THE WORDS

Catch a tiger. = 3, the sleepy tiger = 3, Let him go! = 3, a big striped tiger = 4, The boy waves. = 3

WORD SEARCH

R	L	R	B	O	Y	V	G	T	H
Y	M	J	C	A	T	C	H	S	A
C	I	R	Y	M	E	E	N	Y	M
I	N	O	U	C	I	L	H	H	O
T	Y	J	A	C	V	D	O	N	E
D	J	N	C	A	A	G	L	G	T
B	S	N	N	O	C	V	L	Y	I
G	I	L	C	J	L	A	E	O	G
D	T	O	E	E	H	D	R	A	E
P	A	W	T	R	E	E	S	B	R

BRING THE RHYME HOME

Watch the read-aloud at *storylandclassics.com/tiger*, and find more nursery rhymes, stories, poems and free guides at **storylandclassics.com**.

Extend the fun: use the rhyme to pick who goes first all week, count the words on your fingers, or make up a new verse: "Catch a butterfly by the…"

Love this free pack? Please subscribe to our YouTube channel **@StorylandClassics** to help us keep making them free for everyone! Scan the code or visit *storylandclassics.com/youtube*.

KINDERGARTEN SKILLS IN THIS PACK

- **Listening & rhyme:** recognize rhyming words; count the words in a phrase (CCSS RF.K.2, RF.K.2a)
- **Print concepts:** left-to-right, top-to-bottom tracking; put the rhyme's lines in order (RF.K.1a)
- **Pre-writing & handwriting:** pinch grip, lines, circles and diagonals, tracing and copying letters (L.K.1a)
- **Position words:** left, right, next to, in front of in the craft directions (L.K.1e)
- **Speaking & listening:** talk-about-it questions after the read-aloud (SL.K.2, RL.K.10)

These activities support kindergarten skills like those practiced in CKLA Kindergarten Skills Unit 1. Storyland Classics is not affiliated with Amplify or the Core Knowledge Foundation.

© 2026 Storyland Classics ✦ storylandclassics.com ✦ Free to print for your own classroom or family